



Sembcorp Salalah
سيمبكوب صلالة

ANNUAL REPORT 2023

Vital to Life





Registered office:

P.O. Box 1466
Postal Code 211
Salalah
Sultanate of Oman


Principal place of business:

Salalah
Sultanate of Oman





His Majesty Sultan Haitham bin Tarik





Contents



Sembcorp Salalah
سيمبكورب صلالة

Board of Directors	4
Executive Management	5
Chairman's Report.....	6
Operational Highlights.....	8
Description of the Company	11
Profile of the Major Shareholders	19
Industry Structure and Developments	21
Management Discussion and Analysis	23
Sustainability - Caring for the Environment & Communities	27
Corporate Governance Report	32
Brief Profiles of the Board of Directors and Executive Management.....	41
Financial Statements	45

Board of Directors



Tan Cheng Guan
Chairman



Kalat Al Bulooshi
Deputy Chairman



Vipul Tuli
Non-Executive Director



**Ahmed Ali Sulaiman
Al Bulushi**
Independent
Non-Executive Director



Tariq Ali Salim Al Amri
Independent
Non-Executive Director



**Hussein Abdul Redha
Al Lawati**
Independent
Non-Executive Director



Yap Siew Leng
Non-Executive Director



**Ahmed Ali Ahmed
Al Moosawi**
Independent
Non-Executive Director



**Abdullah Mohammed
Ali Al Ma'mari**
Independent
Non-Executive Director

Executive Management



Humaid Salim Al Amri
Chief Executive Officer



Tariq Bashir
Chief Financial Officer and
Company Secretary



Pratush Sinha
Plant Manager



Salim Mohammed Al Mashikhi
Human Resource & Admin Manager



Chairman's Report



Tan Cheng Guan
Chairman

Dear Shareholders,

On behalf of the Board of Directors (the Board) of Sembcorp Salalah Power & Water Company ("SSPWC" or "the Company"), I am pleased to present the audited financial statements for the year ended December 31, 2023.

Financial Results

The Company delivered a net profit of RO20.5 million in 2023. Operating profit was RO30.1 million in 2023, compared to RO31.5 million in 2022. The decline in operating profit was mainly due to higher operating costs due to an increase in planned maintenance and an increase in the cost for Long Term Service Agreement. Basic Earnings Per Share was 21.5 baizas in 2023. The Company continued to report a strong balance sheet, ending the year with net assets of RO161 million.

I invite you to refer to the Management Discussion and Analysis Report section of the Annual Report for more information on the Company's financial results.

Dividends

The Board is recommending a cash dividend of 2.5 baizas

per share to be paid on April 1, 2024, and a cash dividend of up to 8 baizas per share, based on cash flow availability, to be paid on November 3, 2024. In 2023, the Company paid a total dividend of 7.5 baizas per share.

The Company follows a reasonable dividend payout policy, subject to debt repayments, working capital and operational expenditure requirements. The amount of annual dividends and the determination whether to pay dividends in any year is also subject to factors including the Company's business prospects, financial performance, free cash availability, covenants under the Financing Documents and outlook for the power and water sectors.

Operations

There is no change in the industry structure in Dhofar region. Sembcorp Salalah will continue to remain as one of the key power and water producers to meet the demands of the region. Our operational philosophy is the unwavering commitment to achieving the highest standard of plant reliability and efficiency, which is critical to the ongoing success of the Company. To achieve targeted plant availability and reliability, the Company follows robust operation and maintenance strategy which include asset

management, meticulous maintenance schedules, spares management and manpower training and development. In 2023, reliability of the power and water plants were 99.78% and 99.94% respectively, compared to 99.86% and 99.98% in 2022. The power plant load factor remained stable at 41.63%, compared to 41.07% in the previous year. Water plant load factor increased from 58.69% to 62.71%. However, due to the take-or-pay commercial arrangement that we have with Oman Power and Water Procurement Company (OPWP), the plant load factor does not have a significant impact on the profitability of the Company.

Going forward

While we acknowledge challenges of prevailing macro-economic conditions, we will remain focused on maximising shareholder returns through judicious financial and operational management. Safe and reliable operations will remain a top priority of the Company.

Health, Safety, Security and the Environment (HSSE)

The health and safety of our people as well as protecting the environment we live in is important to our business. We aim to achieve world-class health and safety performances in our daily operations and our management team is committed to continuous improvement on this front.

During the year, the Company successfully achieved no lost time incidents and zero incidents of environmental non-compliance. I am also pleased to report that the Company achieved a new milestone of 6 million safe man-hours, setting the record for an 11th consecutive year of safe and efficient operations. This is a strong testament to the commitment that our staff and contractors have in sustaining a safe culture through the strict implementation and conformance to the Sembcorp HSSE Policies and Standards.

Caring for Communities

The Company recognises the importance of being a responsible corporate citizen and is committed to making a positive impact to the communities in which we operate through our community investments. In 2023, the Company donated RO60,000 to Oman Charitable Organization as part of the country's charity mandate as well as to the

establishment of an Accident and Emergency Unit and a Dialysis Centre at the Mirbat Hospital.

Corporate Governance

The Board believes that a business built on the principles of good governance is key to our long-term success. Our Company complies with the Code of Corporate Governance issued by the Oman Capital Market Authority. More details can be found in the Corporate Governance report.

On Record

During the year, Mr Andrew Koss resigned as director of the Company on November 26, 2023. On behalf of the Board, I would like to take this opportunity to express my deep appreciation for his invaluable contributions to the Company.

I would also like to thank my fellow directors, shareholders, OPWP, regulators (Authority for Public Services Regulation and Capital Market Authority), and our partners (Dhofar Integrated Services Company, The Environment Authority, Integrated Gas Company, Oman Electricity Transmission Company, OQ Company and other governmental and non-governmental bodies) for their guidance and support to the Company. I am also grateful to our employees and contractors for their dedication and commitment to the Company.

Finally, I would like to extend my gratitude to His Majesty Sultan Haitham Bin Tariq Al Said for his wise leadership as well as his continued support and encouragement to the private sector. We will continue to work closely with His Majesty's government and remain committed to our mission to supply quality and reliable power and water of the highest standards to the Dhofar region.

Tan Cheng Guan

Chairman of the Board



Operational Highlights

Health, Safety, Security and the Environment (HSSE)

Health, Safety and Security

Sembcorp Salalah Power & Water Company SAOG ("Sembcorp Salalah" or "the Company") recorded 546,236 man-hours without lost time incidents and was in full environmental compliance in 2023. Since the start of commercial operations, Sembcorp Salalah has been continuously working to cultivate a safe work culture. In 2023, the Company achieved a new milestone of 6 million safe man-hours. The Company and its staff celebrated this achievement along with contractors and reaffirmed the commitment to the highest safety standards. Sembcorp. As of December 31, 2023, the Company accumulated 6.3 million safe man-hours compared to 5.7 million safe man-hours of 2022. Sembcorp Salalah is accredited with the Integrated Management System Standard ISO 9001: 2015, ISO 14001:2015, and OSHAS 45001:2018.

The Company provides a sound framework to promote a safety culture for its employees and contractors, where maintaining a safe and secure environment at the workplace is a top priority. To ensure that our staff are capable and adhere to the Company's safety standards, the Company provides its employees with relevant HSSE and technical capability development trainings. As part of the Company's preparedness for emergency situations, an emergency response drill is planned and conducted annually based on pre-identified scenarios so that our employees, contractors and other relevant stakeholders are familiar with the response plan.

To further enhance the safety culture of the Company and in line with our responsibility to provide a secure working environment, the Management implemented the One Sembcorp App which includes two applications – HSSE Inspection and SpotSAFE. These in-house developed digital applications are designed to elevate the effectiveness of the Company's safety management through digitalisation. This drives the culture of accountability and timeliness in reporting and addressing unsafe conditions to keep everyone safe at the workplace.

Environment

The Company undertakes its activities with great respect for the environment. The Sembcorp Salalah Independent Water and Power Plant (the Plant) utilises combined-cycle gas turbine technology for power generation and reverse osmosis technology to produce desalinated water. Natural gas is the Plant's primary fuel. The Plant was designed and built in accordance to the recommendations and findings from the Environmental Impact Assessment Study to minimise its carbon footprint. In 2023, the Company was fully compliant with local environmental laws and regulations. In order to promote environmental awareness, the Company organised tree planting and beach clean-up events for its employees.

Awards

During 2023, Sembcorp Salalah was named one of the Best Performing Omani Companies (Large Cap) at the Alam al-Iktisaad Wal A'mal (AIWA) Awards. Held annually, AIWA, a leading Arabic business publication, identifies the best performing Muscat Stock Exchange listed companies that excel in growth and efficiency through a survey of listed companies in Oman.

Capacity

With a gross installed capacity of 518MW comprising five gas turbines and two steam turbines, the Plant is 445MW contracted with a long-term power purchase agreement. The Plant's water production is based on a seawater reverse osmosis process and the contracted water production capacity is 15 Million Imperial Gallons per Day (MiGD). Based on the 2023 performance test result, the plant net output at delivery point was significantly better than the contracted capacity.

Availability

The availability of a plant is assessed based on the duration throughout which it is technically capable of generating power and water, in accordance with its specifications. According to its Power and Water Purchase Agreement (PWPA), Sembcorp Salalah is allowed to take 15% of

power contracted capacity as planned outage in winter and none in summer, and 5% of contracted capacity for water throughout the year. The annual availability for Sembcorp Salalah in 2023 was 89.53% for power and 95.73% for water.

Reliability

The reliability of a plant is its ability to deliver its declared availability under its PWWA terms. In 2023, Sembcorp Salalah achieved power and water plant annual reliability of 99.78% and 99.94% respectively. In addition, the water plant had force majeure outages of 0.28% in 2023 due to contaminated sea water arising from Khareef seasonal impact

Plant Energy Efficiency (Heat Rate)

The energy efficiency of a power plant is measured in terms of the amount of energy required to produce one unit of power. Sembcorp Salalah's heat rate performance in 2023 was better than what was contracted in the PWWA, which contributed to better profitability.

Maintenance

Together with the turbine maintenance contractor, the Company continues to diligently and proactively perform maintenance of the Plant to improve plant operation as well as efficiency and preserve its economic useful life. During the year, in addition to routine maintenance, the Company successfully completed Hot Gas Path Inspection of two gas turbines, major maintenance for a steam turbine, as well as control valve and pump overhauling. During the year, the Company also completed full plant outage in which various planned maintenance were completed. The Company continually undertakes plant improvement initiatives including upgrading gas turbine load gear box, installation of fuel oil filtration skid, liquid fuel purge valve and water injection purge valve.





Description of the Company

Overview of Sembcorp Salalah

Sembcorp Salalah developed, owns and operates an electricity generation and seawater desalination plant located between the towns of Taqah and Mirbat, approximately 50 kilometres from the regional capital of Salalah, which is home to over 400,000 residents. The Plant has been in full commercial operation since May 25, 2012 and has a contracted power capacity of 445MW and contracted water capacity of 15MiGD. The Plant plays a major role in meeting the growing power and water demands of the region over the short, medium and long term.

The Company generates its revenues from a 15-year term PWWA with Oman Power and Water Procurement Company (OPWP). Under the terms of the PWWA, the Plant's contracted power and water capacity is sold exclusively to OPWP on a long-term take-or-pay basis.

History and Background of Sembcorp Salalah

In November 2007, the Oman Government implemented various privatisation policies designed to encourage private sector participation in the electricity and related water sectors. In accordance with this implementation, OPWP, together with its financial, legal and technical advisers, invited bids for the Salalah Independent Water & Power Plant project (the Project), comprising the development, ownership, financing, design, construction and operation of the Plant.

A consortium comprising Sembcorp Utilities and Oman Investment Corporation (OIC) submitted its bid for the Project on June 16, 2008, in competition with other consortia. On December 8, 2008, OPWP selected Sembcorp Utilities and OIC consortium as the preferred bidder for the Project.

The first phase of the Project (designated as "Phase 1 Power Milestone") was completed in the third quarter of 2011, within 19 months of the signing of the PWWA. The Plant began dispatching approximately 61MW of power to the power grid. The second phase was completed in the first quarter of 2012 with the final acceptance tests achieved in May 2012. The Project's total capital cost as of the commercial operation date (COD) in May 2012 was RO378 million, which included all construction, insurance and related costs such as financing costs.

The following table shows the chronology of the Project's implementation:

Date	Event
November 2007	Request for proposal issued by OPWP
June 16, 2008	Bid submission by Sembcorp Utilities / OIC consortium
December 8, 2008	Sembcorp Utilities / OIC consortium declared as preferred bidder
November 23, 2009	Execution of PWWA and declaration of effective date
23 March 2010	Financial close
16 July 2011	Phase 1 Power Milestone achieved
January 2, 2012	Phase 2 Power Milestone achieved
March 12, 2012	Phase 2 Water Milestone achieved
April 5, 2012	Scheduled COD and commencement of the term of the PWWA
May 25, 2012	COD achieved
April 3, 2027	Expiry date of PWWA

The Engineering Procurement and Construction (EPC) contractor for the Project was Shandong Electric Power Construction Corporation III while the EPC supervision and commissioning of the desalination plant was subcontracted to Hyflux Ltd. The Plant uses combined-cycle gas turbine technology and has dual fuel capability with natural gas as the primary fuel and diesel as a backup fuel. It employs reverse osmosis technology to produce potable water from seawater desalination. Sembcorp Salalah uses General Electric's 6FA gas turbines and Hyflux's reverse osmosis technology.

The Ministry of Finance (MOF) guarantees the payment obligations due from OPWP to Sembcorp Salalah. This guarantee will remain in force until the initial financing for

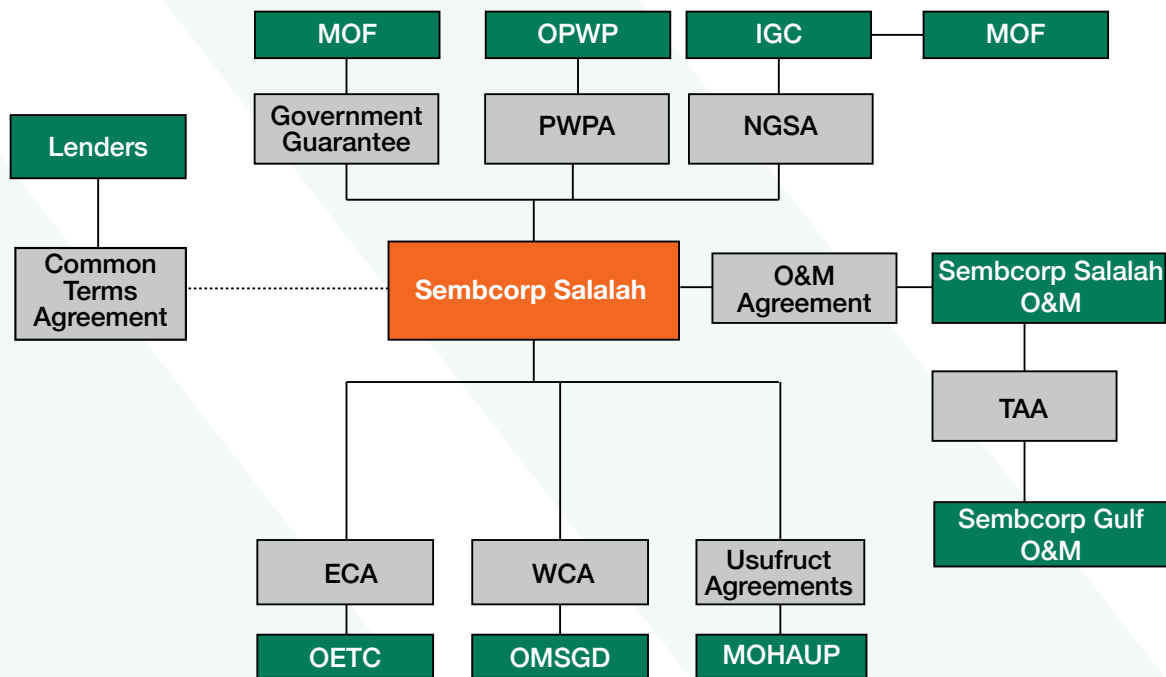
the Project has been fully paid and OPWP maintains Standard & Poor's BBB- credit rating for 730 days. To date, this guarantee is in force. OPWP pays a charge consisting of a capacity charge covering the Plant's fixed costs and a return on capital, and a variable charge to cover energy and other variable costs. Hence, as long as power and water are available for dispatch, capacity charges will be paid, subject to agreed outages for maintenance.

Summary of Contractual Framework

The following table and diagram illustrate the key contracts and the relevant counterparties relating to the Project:

Project Document	Parties	Effective Date	Term	Expiration Date
Project Founders	Electricity Holding Company, the Project Founders and their parent companies and BDCC Investment Company	November 23, 2009	15 years from the scheduled COD	April 3, 2027
PWPA	Sembcorp Salalah and OPWP	November 23, 2009	15 years from the scheduled COD	April 3, 2027
Natural Gas	Sembcorp Salalah	November 23, 2009	15 years from the scheduled COD	April 3, 2027
Sales Agreement (NGSA)	and Integrated Gas Company (IGC)	2009	scheduled COD	
Electricity Connection Agreement (ECA)	Sembcorp Salalah and Oman Electricity Transmission Company (OETC)	November 23, 2009	25 years from the effective date	November 22, 2034
Water Connection Agreement (WCA)	Sembcorp Salalah and the Office of the Governor of Dhofar (OGD)	December 15, 2014	25 years from the date of signing of the WCA	December 15, 2039
Usufruct Agreement	Sembcorp Salalah and the Ministry of Housing and Urban Planning (MOHAUP)	November 23, 2009	25 years from the effective date, subject to a further extension of 25 years at the option of Sembcorp Salalah	November 22, 2034, subject to extension
Usufruct Agreement relating to the Temporary Areas	Sembcorp Salalah and MOHAUP	November 23, 2009	4 years from the effective date	November 22, 2013
Contractual Service Agreement (CSA)	Sembcorp Salalah and General Electric	December 15, 2009	20 years from the date of the CSA	December 14, 2029
Government Guarantee	Sembcorp Salalah and the MOF	November 23, 2009	15 years from the scheduled COD	April 3, 2027
Operations and Maintenance (O&M) Agreement	Sembcorp Salalah and Sembcorp Salalah O&M Services Company LLC	February 8, 2010	15 years from the scheduled COD	April 3, 2027
Technical Assistance Agreement (TAA)	Sembcorp Salalah O&M Services LLC and Sembcorp Gulf O&M Co. Ltd	February 8, 2010	15 years from the scheduled COD	April 3, 2027

On April 17, 2023, the Ministry of Energy & Minerals (MEM) advised Sembcorp Salalah that pursuant to two decisions of MEM and MOF, a wholly government-owned company named Integrated Gas Company SAOC (IGC) was established. As a matter of law, MEM transferred all agreements related to the sale, purchase, supply, and transportation of natural gas (as well as related agreements) to the IGC with effect from January 1, 2023.



Competitive Strengths

Sembcorp Salalah's competitive strengths include:

Strong Predictability of Stable Cash Flows

Under the PWPA, Sembcorp Salalah is entitled to receive capacity charges from OPWP for the contracted power and water capacities of the Plant, which are periodically tested, and comprise approximately 90% of the total revenue of Sembcorp Salalah (excluding fuel revenue, which is a pass-through). These capacity charges are payable by OPWP regardless of whether the actual output of the Plant is dispatched, and whether Sembcorp Salalah is instructed by the Local Dispatch Centre and the OGD to generate and deliver power and / or produce and deliver potable water. This means that, subject to limited exceptions, OPWP is obliged to pay capacity charges to Sembcorp Salalah for 100% of the available power and water capacity of the Plant.

Sembcorp Salalah's capacity charges are calculated such that they cover its debt service and other fixed costs, including fixed operating and maintenance costs, insurance costs and capital returns. Fuel revenues and charges are calculated based on the consumption of natural gas calculated by the Plant model for electrical energy and water output delivered and is in effect a virtual pass-through cost.

In addition, for the power and water that is made available, OPWP also pays Sembcorp Salalah a variable output charge to cover operating costs. Accordingly, Sembcorp Salalah has strong predictability of stable cash flows that are not affected

by the amount of power and water required by OPWP as Sembcorp Salalah is paid on an availability basis.

Well-Established Contractual Framework

The Project is one of 20 independent power and / or water production projects implemented by OPWP on a “build, own and operate” basis and benefits from a well-established contractual framework. OPWP used a similar procurement and ownership template and a similar contractual framework with other independent water and power plants in Oman prior to the Project.

The Government Guarantees Payment Obligations of OPWP under the PWWA due to the Strategic Importance of the Industry and Project

The power and water sectors are of high strategic importance to both the Dhofar Governorate and Oman. The Project is expected to remain critical for the continued supply of electricity and water in the Dhofar Governorate in the long term. According to OPWP, peak demand for electricity in the Salalah System is expected to grow from 612MW in 2022 to 837MW by 2029, at an average growth rate of 5% per annum. Peak water demand in the Salalah / Taqah / Mirbat areas is also expected to increase at an average rate of nearly 5% per annum¹.

Consequently, the Oman Government, both directly and indirectly participates in and supports the Project:

- i) as off-taker under the PWWA, as 100% indirect owner of OPWP;
- ii) as supplier, through the IGC (100% ownership with MOF), which is responsible for procuring and delivering natural gas to the Project;
- iii) as transmission system operator, as owner of OETC and through Dhofar Integrated Services Company (DISC), which respectively owns and operates all power and water transmission facilities in the Dhofar Governorate; and
- iv) as guarantor, pursuant to the government guarantee (Oman currently has a credit rating of Ba1 by Moody's), which guarantees the payment obligations of OPWP under the PWWA.

In addition to the government guarantee, under the Sector Law, OPWP must remain wholly owned by the Government and the MOF is obliged to secure the availability of adequate

financing for OPWP to enable it to undertake its activities.

Fully Operational Project with Minimal Operating Risk

As the Plant is completed and has been in full commercial operation for over 92 months, Sembcorp Salalah is not exposed to any construction risk. Sembcorp Salalah also benefits from minimal operating risk as its operator, Sembcorp Salalah O&M, is a joint venture indirectly owned by two of the Project Sponsors, Sembcorp Utilities and OIC, creating alignment of interests, which ensures that the Plant is operated efficiently.

Sembcorp Salalah O&M is managed locally through Sembcorp Utilities, a wholly-owned subsidiary under Sembcorp Industries. Sembcorp Industries is a leading energy and urban solutions provider. It has a balanced energy portfolio of 21.0GW, with 13.5GW of gross renewable energy capacity (including acquisitions pending completion) globally. It also has gross water and wastewater treatment capacity of around 8.1 million cubic metres per day across Singapore, China, the UK, and the Middle East. Sembcorp Industries has an established track record of running similar plants, and holds a significant equity interest in the Project.

Sembcorp Salalah has also entered into a long-term maintenance contract with General Electric, the manufacturer of the Plant's gas turbine units, for the scheduled maintenance of these units. This means that Sembcorp Salalah benefits from the synergies of its gas turbine manufacturer being responsible for the ongoing maintenance of the machinery, and having aligned interests in the Project.

Excess Capacity and Outage Allowance to Ensure an Extended Plant Lifespan

Power and water plants generally suffer degradation of their capacity to produce electricity and desalinated water over time. Management believes that the excess of actual capacity over the contracted capacity of the Plant will more than compensate the estimated degradation of the Plant over the term of the PWWA.

The PWWA also takes into account outages, enabling Sembcorp Salalah to perform maintenance on the power plant 15% of the time (outside the peak months of April, May and June) and on the desalination plant 5% of the time (throughout the year). This scheduled maintenance

¹ OPWP's Seven-Year Statement (2023-2029)

is expected to prolong the lifespan of the Plant and delay the degradation of its electricity and desalinated water production capabilities.

Mitigation of Fuel Risks

Under the NGSA, the MEM is responsible for procuring and delivering all the Plant's natural gas requirements. All gas delivered to the Plant by the MEM must meet minimum quality standards. In the event that natural gas is unavailable, and provided that Sembcorp Salalah is not in breach of its obligations regarding the operations of the Plant and where the Plant is operational using backup diesel, Sembcorp Salalah is still entitled to receive capacity charges from OPWP, in addition to its incremental costs for the use of diesel from the MEM. Any increase in the price of gas charged by the MEM is directly passed through the PWPA. The Plant has therefore mitigated risks associated with gas quality, gas supply and gas price.

In the event, among others, of the non-availability of natural gas or a disruption in the natural gas supply system, Sembcorp Salalah has an obligation under the PWPA to maintain a backup fuel supply for three days of full load at the site, which it complies with at all times.

Extensive Experience of the Project Founders

Sembcorp Salalah benefits from the extensive power, water and energy experience of the Project Founders, including development, ownership and operation of large-scale gas turbine-based power and desalination projects. Sembcorp Utilities is an integrated energy player that provides solutions across the energy and utilities value chain. With a strong track record in providing energy solutions in developing and developed markets, Sembcorp is poised to capitalise on the opportunities brought about from the global energy transition. OIC is a private equity investment company with strong experience in investing in the region and has a diversified portfolio of investments in the oil and gas, petrochemical, construction and manufacturing sectors in Oman.

Sembcorp Salalah O&M is also party to the TAA with Sembcorp Gulf O&M, a wholly-owned subsidiary of Sembcorp Utilities. This arrangement enables Sembcorp Salalah, where required, to draw upon the technical expertise of Sembcorp Utilities in its operation and maintenance of the Plant.

Experienced and Skilled Operational Personnel

Sembcorp Salalah has a team of well-trained and experienced personnel employed by Sembcorp Salalah O&M, who bring extensive management expertise and sharing of know-how accumulated through decades of experience. Sembcorp Salalah personnel are able to share and exchange knowledge and best practices with personnel of the Project Sponsors globally through training and off-site sessions.

Management is strongly supported by:

- highly trained Plant staff, employed by Sembcorp Salalah O&M;
- the O&M contract entered with Sembcorp Salalah O&M, a company formed by the Project Founders;
- the TAA entered with Sembcorp Gulf O&M; and
- a long-term maintenance contract with General Electric, the original equipment manufacturer of the gas turbines of the Plant.

Technology and Processes

Description of the Plant

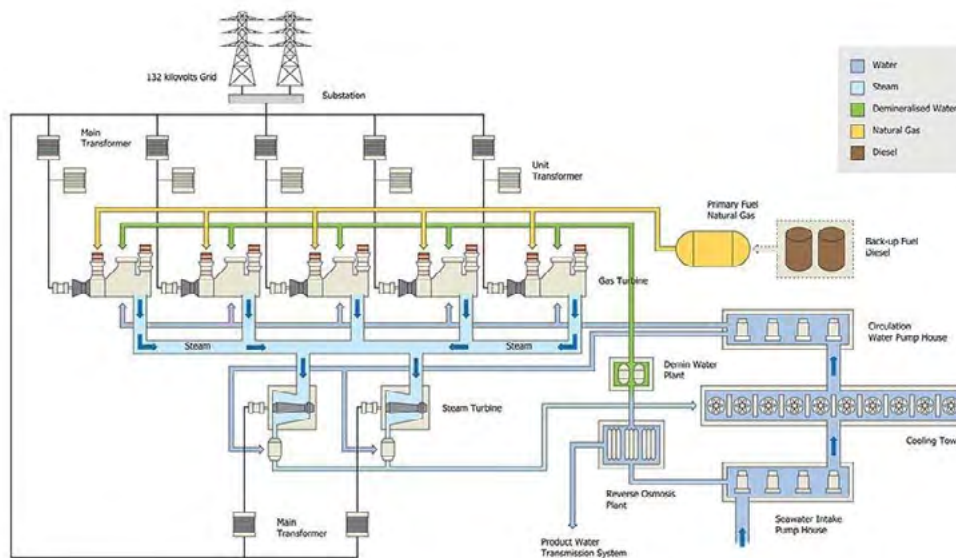
The Plant is an independent power and water plant located between the towns of Taqah and Mirbat, approximately 50 kilometres from Salalah, an administrative town in the Dhofar Governorate.

Prior to the Sembcorp Utilities / OIC consortium's bid for the Project, extensive optimisation studies were conducted by Sembcorp Utilities' modelling consultant, VTU Energy, to identify, shortlist and select a plant configuration which would represent the most economically attractive and technically sound configuration in accordance with the power and water output requirements and operational constraints required by OPWP. After a detailed scenario analysis, Sembcorp Utilities chose the following configuration for the Plant:

- five 6FA gas turbines;
- two steam turbines; and
- five heat recovery steam generators.

The power facility integrates five units of gas turbines with five units of heat recovery steam generators and two steam turbines in a combined-cycle configuration to achieve optimal energy production efficiency.

The following diagram displays the configuration of the Plant:



Power Facility



With five gas turbines and two steam turbines, the Plant has a gross installed capacity of 518MW and contracted power capacity of 445MW.



The Plant's water production is based on a reverse osmosis process and the contracted water production capacity is 15MiGD. The Plant commenced full commercial operation on May 25, 2012.

Gas Turbines

The five 6FA gas turbines used in the Plant were supplied by General Electric and selected due to their good record of reliable commercial operation. The 6FA gas turbine is configured with the robust Dry Low NOx system, which is a leading pollution prevention system for 50 hertz combined-cycle applications, with greater than 54% efficiency and a concentration of nitrous oxides of approximately 15 parts per million (15ppm NOx).

The 6FA gas turbine can be configured to meet power requirements for mid-size combined-cycle or cogeneration plants such as the Plant, where flexible operation and maximum performance are key considerations. The 6FA gas turbine can be arranged in a multi-shaft configuration where one or two gas turbines are combined with a single steam turbine. The 6FA gas turbine burns a variety of fossil fuels, which can be switched after start-up without sacrificing performance.

Revenue Overview

The PWPA sets out the terms of generation and supply of power and desalinated water to OPWP until 2027. The PWPA imposes an obligation on Sembcorp Salalah to operate and maintain the Plant to an agreed level of availability in respect of the guaranteed contracted power capacity and the guaranteed contracted water capacity following the COD. The PWPA also imposes an obligation on Sembcorp Salalah to operate the Plant in a safe manner and within its design parameters.


Since the COD, the Plant has demonstrated net electricity generating contracted capacity of 445MW and a desalinated water production capacity of 15MiGD. The electrical energy and water output are sold to OPWP. In return, Sembcorp Salalah receives a tariff covering capacity charges, electrical energy charges, water output charges and fuel charges from OPWP, described as follows:

- The power capacity charge is payable for each hour during which the Plant is available and is designed to cover fixed costs, including debt service, and return on capital;
- The electrical energy charge is designed to cover variable operating costs of generation, excluding fuel costs, and is payable according to the electrical energy

delivered under the PWPA;

- The water output charge is designed to cover variable operating costs of desalination, excluding fuel costs, and is calculated based on the volume of water output delivered;
- The fuel charge is calculated based on the consumption of natural gas calculated by the Plant model for electrical energy and water output delivered and is in effect a virtual pass-through cost.

Payments are denominated in Rial Omani (RO). The investment charge element of the capacity charge is linked to the RO-USD exchange rate. The fixed and variable operation and maintenance charges for power and water are linked to the RO-USD exchange rate, a prescribed US inflation rate relating to turbines and generators, and the Omani inflation rate for a portion of the total charge. The PWPA defines the RO-USD exchange rate as the mid-rate of the RO-USD spot rate, as published by the Central Bank of Oman on the last Omani business day of the relevant billing period.





Profile of the Major Shareholders

Sembcorp Oman First Investment Holding (SOFIH) and Sembcorp Oman IPO Holding (SOIHL) (wholly-owned subsidiaries of Sembcorp Utilities, a wholly-owned subsidiary of Sembcorp Industries)

SOFIH and SOIHL are British Virgin Islands-incorporated companies that are wholly-owned subsidiaries of Sembcorp Utilities, a Singapore-based energy and water business serving both the industrial and municipal sectors. SOIHL sold its 20% shareholding in Sembcorp Salalah as part of the IPO in September 2013 and is no longer a shareholder of the Company.

Sembcorp Utilities provides a wide spectrum of third-party utilities and services including power, steam, natural gas, desalinated water, reclaimed water, industrial water, wastewater treatment, chemical waste incineration, chemical feedstock, on-site logistics and solid waste management. Sembcorp Utilities has a number of strategic relationships and long-term partnerships with multinational customers.

Sembcorp Utilities is a wholly-owned subsidiary of Sembcorp Industries, a Singapore-based leading energy and urban solutions provider with operations across 10 countries globally.

Incorporated in 1998, Sembcorp Industries is listed on the main board of the Singapore Exchange. It is a constituent stock of FTSE Russell Index, MSCI Singapore Index, Straits Times Index as well as sustainability indices including FTSE4Good Index, iEdge SG ESG indices and several MSCI ESG indices. Its largest single shareholder is Temasek Holdings, an investment company headquartered in Singapore. The market capitalisation of Sembcorp Industries was S\$9.4 billion² as at December 31, 2023. For more information on Sembcorp Industries, visit www.sembcorp.com.

Inma Power & Water Company (IPWC) (a wholly-owned subsidiary of OIC)

IPWC is an Oman-incorporated company and a wholly-owned subsidiary of OIC. OIC is a leading private equity investment company in Oman that combines an ambitious, entrepreneurial spirit with years of experience and a thorough knowledge of investing in the region. Since its establishment in 2005, OIC has been active in developing new projects, making private equity investments and building successful businesses in partnership with local entrepreneurs and leading corporations from around the world. OIC invests in privately-held companies with strong growth potential which can deliver superior risk-adjusted returns.

OIC has a diversified portfolio of investments in the real estate and infrastructure, utilities, petrochemical, insurance, healthcare, construction and manufacturing sectors in Oman. Other than IPWC, OIC's investment portfolio includes Khazaen Economic City Project, Takaful Insurance, Octal Holding, Meras Services and Development, TMK Gulf International Pipe Industries, Aman Healthcare and Nafath Renewable Energy. For more information on OIC, visit www.oic.om.

² Source: Bloomberg





Industry Structure and Developments

The Oman power system is divided into three regional systems, partially connected via interconnectors:

- the Main Integrated System, which is the largest part of the system and covers the northern area of Oman;
- the Salalah System, located in the Dhofar Governorate, of which the Plant contributed approximately 50% of the power dispatch and 50% of its net installed water capacity in 2022; and
- the Rural Areas Electricity System, operated by Rural Area Electricity Company, which serves the rest of Oman.

Oman Power and Water Procurement Company

OPWP is the single buyer of power and water for all Independent Power Plant (IPP) / Independent Water & Power Plant projects within Oman and is the sole customer of Sembcorp Salalah.

The Salalah System

The Salalah System covers the city of Salalah and surrounding areas in the Dhofar Governorate, serving approximately 129,354 electricity customers³. The Salalah System comprises the generation, transmission and distribution capabilities of:

- Sembcorp Salalah, contracted for 445MW electricity generation capacity;
- Power Station located in Raysut, operated by Dhofar Generation Company (previously owned by DISC comprising eight open cycle gas turbine units with a total net capacity of 273MW;
- Combined-cycle power plant, owned by ACWA Power and Mitsui, located in Raysut, composing four gas turbines and two steam turbines, with a contracted capacity of 445MW, which was commissioned in January 2018;
- Dhofar I Wind IPP, which has an installed capacity of 50MW;
- Transmission activities owned by OETC; and
- Distribution and supply activities owned by DISC.

The Salalah System also has contingency reserves via the interconnection with the 132kV link between Thumrait and Harweel, owned by Petroleum Development of Oman and completed in 2012.

The Salalah System also comprised the following water producers and distribution network:

- Sembcorp Salalah, contracted for 15MiGD desalinated water capacity;
- Salalah III Independent Water Plant (IWP), contracted for 25MiGD desalinated water capacity;
- Potable water supply and distribution network, owned by DISC; and
- A network used by DISC for ground water sources to meet the water demand which are not connected.

Salalah III IWP with a contracted capacity of 25MiGD was commissioned during the year 2021.


Salalah System Electricity Demand

According to OPWP, peak demand for electricity in the Salalah System is expected to grow from 612MW in 2022 to 837MW by 2029, at an average growth rate of 5% per annum .

Salalah System Water Demand

According to OPWP, the water demand in the Salalah / Taqah / Mirbat area is expected to increase at an average rate of nearly 5% per annum⁴ over seven years. The main growth drivers are the increasing population and economic development.

³ OPWP's Seven Year Statement (2023-2029) ⁴ OPWP's Seven Year Statement (2023-2029)





Management Discussion and Analysis

In 2023, the Company recorded a profit after tax (PAT) of RO20.53 million compared to RO19.62 million the previous year. Operating profit was RO30.13 million in 2023 compared to RO31.49 million in 2022. The reduction in operating profit was mainly due to higher O&M and Long-Term Service Agreement (LTSA) costs.

Business Overview

The Company's core business activity is to provide electricity and water in the region of Dhofar. Contracted capacity for the power plant is 445MW and 15MiGD for the water plant. The Company receives revenue based on the availability of its plant, which ensures that its business model is stable. The Company contributed around 50% of the power demand and 50% of the desalinated water demand in the region for the year.

Performance Overview

The Company's operating and financial performance in 2023 is detailed below.

Operating Performance

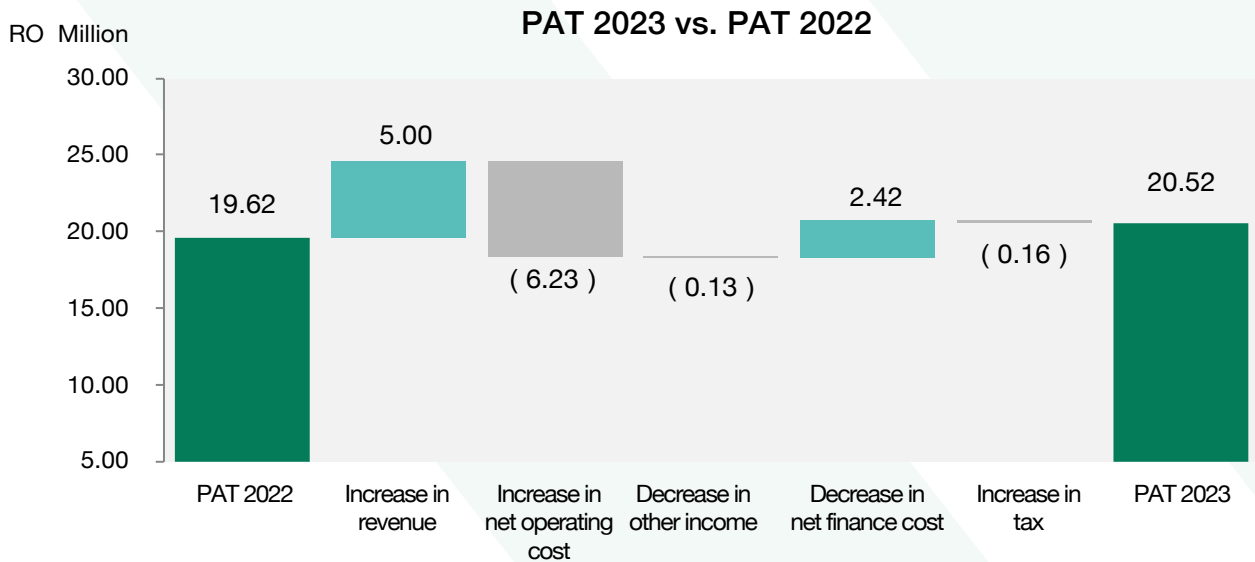
The Company showed stable operating performance in 2023. Key operating performance is characterised by high reliability of its power and water plants. The Company's power plant and water plant load factor (PLF) was slightly higher than the previous year. Due to the take-or-pay commercial arrangement with OPWP, the plant load factor does not have significant impact on the profitability of the Company. Key operating parameters for 2023 are listed below:

	Unit	2023	2022	Variance
Water Reliability	(%)	99.94	99.98	-0.04%
Power Reliability	(%)	99.78	99.86	-0.08%
Quantity of Water Sold	(Thousand m3)	15,609	14,607	6.86%
Quantity of Power Sold	(MWh)	1,622,782	1,601,002	1.36%
PLF (Power)	(%)	41.63	41.07	1.36%
PLF (Water)	(%)	62.71	58.69	6.85%

Financial Performance

Key financial performance indicators are shown below:

	2023	2022
	RO million	RO million
Revenue	79.18	74.18
Earnings before interest, tax, depreciation and amortisation	41.39	42.73
Profit before interest and tax	30.13	31.49
Profit after tax	20.53	19.62

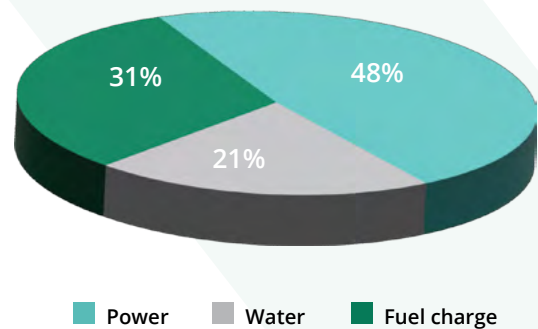


A brief analysis of the major components of the profit or loss is presented below:

Revenue

The main contributors of revenue are Power (48%) (excluding fuel charge), fuel charge (31%) and water (21%). Revenue rose by RO5 million, mainly due to increase in fixed capacity charge and fuel charge revenue. Increase in fixed capacity charge revenue was attributed to better plant reliability and tariff indexation. Fuel charge revenue rose due to increase in plant heat rate and inflation index impact. Fuel charge revenue is a pass-through and is calculated based on consumption of natural gas as computed by the Plant's contractual fuel demand model. Actual heat rate is better than the contracted fuel demand model.

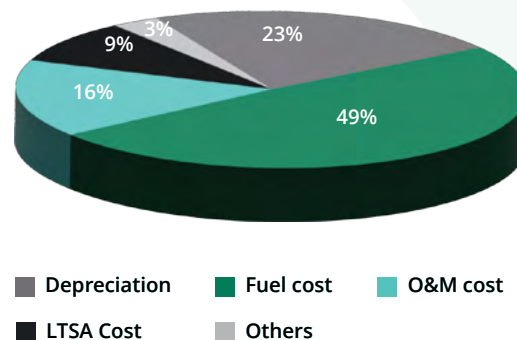
Revenue Breakdown 2023



Cost of Sales

Cost of sales mainly comprises depreciation of property, plant and equipment, fuel, O&M and LTSA costs. Cost of sales increased by RO6.3 million compared to 2022, mainly due to the increase in fuel, O&M and LTSA costs. Fuel cost increased by RO4.7 million. This is in line with the increase in fuel charge revenue. O&M cost increased by RO0.5 million mainly due to a rise in planned maintenance activities. LTSA cost increased by RO1 million due to a rise in inflation index and increase in gas turbines factored fired hours.

Cost of Sales 2023



Net Finance Cost

Net finance cost decreased in 2023 compared to 2022 due to the scheduled repayment of part of the term loan in line with the financing documents and increase in finance income. Finance income increased due to increase in interest rate.

Income tax expenses

Income tax expenses increased due to the rise in profit compared to the previous year.

Financial Position

		2023	2022
Total assets	RO million	273.03	288.37
Total liabilities	RO million	111.98	140.59
Shareholders' equity	RO million	161.05	147.78
Current ratio		1.01:1	0.97:1
Gearing ratio		32:68	41:59
Net assets per share	RO/share	0.169	0.155

Dividend

On February 7, 2024, the Board of Directors proposed to the shareholders to approve a total dividend of up to 2.5 baizas per share to be paid on 1 April 2024.

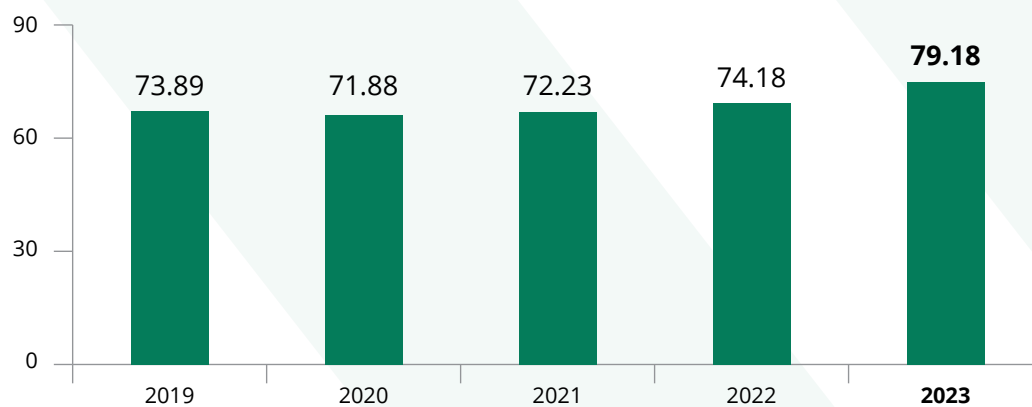
The Board also seek shareholders' authorization in the annual general meeting to pay a cash dividend of up to 8 baizas per share, based on cash flow availability, on November 3, 2024.

In 2023, the Company paid a total dividend of 7.5 baizas per share.

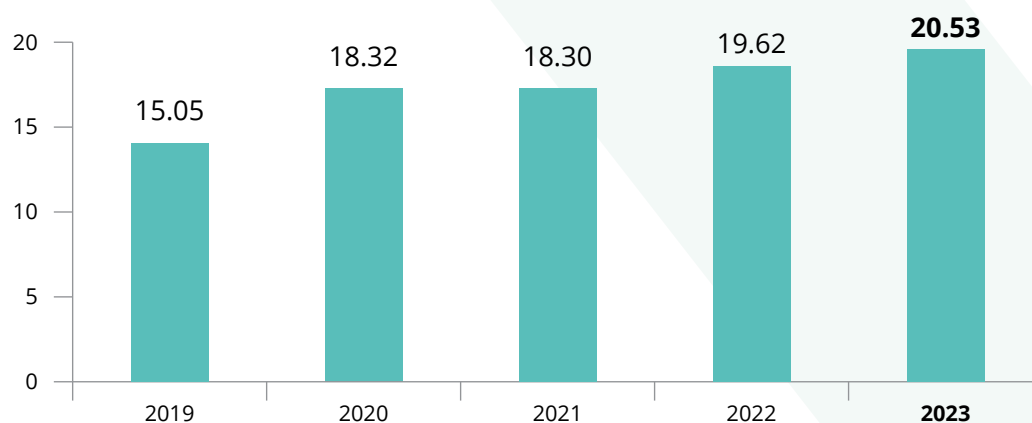
Historical Five-year Performance

Five-year Financials	2023	2022	2021	2020	2019
Key performance indicators (RO million)					
Revenue	79.18	74.18	72.23	71.88	73.89
Earnings before interest, tax, depreciation and amortisation	41.39	42.73	43.24	44.93	42.35
Profit before interest and tax	30.13	31.49	32.06	33.79	31.34
Profit before tax	24.16	23.09	21.54	21.48	17.61
Net profit	20.53	19.62	18.30	18.32	15.05
Financial position at year end (RO million)					
Non-current assets	238.72	249.49	260.11	270.8	281.07
Net current assets	0.19	(1.17)	(2.93)	(1.46)	2.35
Non-current liabilities	77.86	(100.54)	(130.07)	(160.09)	(181.99)
Net assets	161.05	147.78	127.11	109.25	101.43
Hedging reserve	0.25	0.34	(6.42)	(11.81)	(10.01)
Shareholders' equity	161.05	147.78	127.11	109.25	101.43
Per share					
Earnings (baizas)	21.5	20.60	19.20	19.20	15.8
Dividend paid (baizas per share)	7.5	6.00	6.10	8.80	10.5

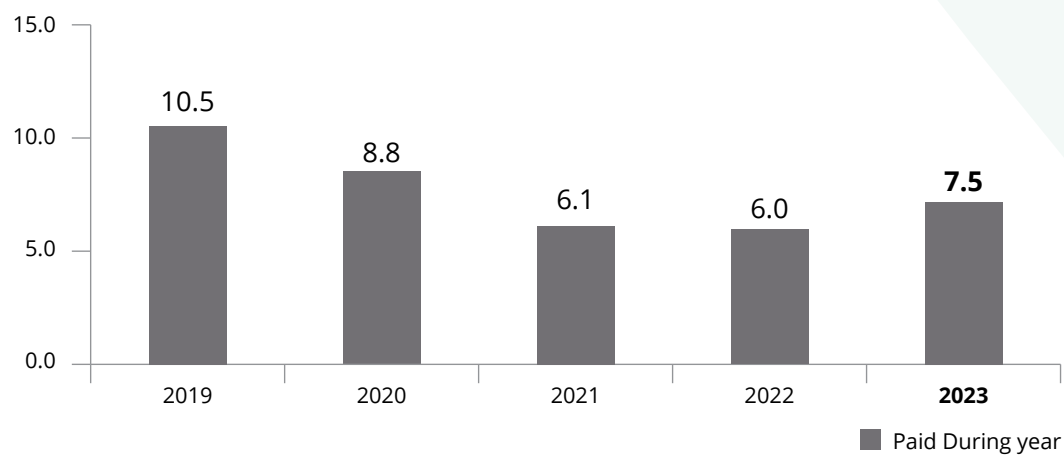
Turnover (RO million)



Net Profit (RO million)



Dividend Paid During Year Per Share (baizas)





Sustainability - Caring for the Environment & Communities

The Company undertakes its activities with great respect for the environment. It is fully committed to promoting and maintaining the highest standards of health and safety, as well as minimising its impact on the environment.

The Company's power and desalination plant utilises combined-cycle gas turbine technology for power generation and reverse osmosis technology to produce desalinated water. Natural gas is the Plant's primary fuel. The Plant was designed and built in accordance to the recommendations and findings from the Environmental Impact Assessment Study to minimise its carbon footprint.

For its commitment to the environment, the Company was accredited with the ISO 14001:2015 (environmental management system) certification. The certification ensures that the Company has a framework in place for effective environment management.

Maximum Power Generation from Natural Gas

To enhance efficiency of the Plant, it is crucial that power generation per unit of natural gas used is maximised.

The technology employed at the Plant utilises high-grade heat from the gas turbine exhausts to generate high pressure steam, which powers a steam turbine. As a result of this process, a further 46% of power can be generated without any additional usage of gas.

Low Emissions and Effluent Discharge

The Company's gas turbines are equipped with a Dry Low NOx system, which is a leading pollution prevention system. It ensures that international environmental standards are adhered to by achieving a concentration of nitrous oxides of approximately 15 parts per million (15ppm NOx).

Chemicals are used in various parts of the generation and production processes. Effluents resulting from chemical usage are collected and treated so that all discharges from the Plant comply with the regulatory limits.

Bulk Chemical and Hazardous Waste Facility

This facility has been constructed to effectively and safely manage the storage and handling of chemicals and waste in the Plant, minimising leaks and spillages.

Company's Philosophy

Sembcorp Salalah aims to contribute positively to and build a mutually beneficial relationship with the local community, while providing a catalyst for growth in the Dhofar Governorate.

The company makes contributions in key areas such as local recruitment, training and development, environmental management and mitigation, as well as social and community welfare. Sembcorp Salalah is committed to internationally recognised corporate governance practices and ethical business conduct. The Board of Directors and Management understand that the implementation of good governance practices and ethical business conduct result in sound business decisions. It boosts the positive perceptions of Sembcorp Salalah, and benefits the wider economic and social development of Oman.

Sembcorp Salalah's human resource strategy improves Omanisation by recruiting graduate engineers from local colleges and providing them with a structured training programme, such as on-the-job learning and apprenticeships. Sembcorp Salalah collaborates with technical institutions to promote programmes to build skillsets for the local youths. The Company also supports regional social development activities that encourage and create awareness in relation to social issues. During the year, the Company recruited eight more Omani staff through its internship programme.

The Company also implements responsible environmental practices and procedures. In 2010, prior to the construction of its Plant, Sembcorp Salalah commissioned an environmental impact assessment to review likely environmental effects of the Plant on the local community, and implemented a social impact management plan. Sembcorp Salalah is committed to protecting the environment through its environment management programme and operates within the limits of all applicable environmental legislation. The Company has established green belts within the Plant for environmental rejuvenation and aesthetic improvements.

Environmental Protection Initiatives

The Company has invested in projects to achieve better energy efficiency, including reducing heat rate and auxiliary power in the Plant. These initiatives not only helped improve the heat rate efficiency margin, but also contributed to the profit margin of the Company.

Community Investment Initiatives

Since inception, Sembcorp Salalah, has been involved with various social and community welfare initiatives in collaboration with government departments and non-governmental organisations.

In 2023, the Company donated RO12,000 to Oman Charitable Organization in line with Ministerial Decision 205/2021. The Company also invested RO48,000 to establish an Accident and Emergency Unit and a Dialysis Centre at the Mirbat Hospital, in partnership with the Office of the Governor of Mirbat, Ministry of Health and other contributors in the region.





KPMG LLC
Children's Public Library Building
4th Floor, Shatti Al Qurum
P O Box 641, PC 112
Sultanate of Oman
Tel. +968 24 749600, www.kpmg.com/om

Private and confidential

Our ref.: aud/km/mm/14405/24

Agreed-upon procedures on Code of Corporate Governance ("the Code") of Sembcorp Salalah Power and Water Company SAOG

To the Board of Directors of Sembcorp Salalah Power and Water Company SAOG

Purpose of this Agreed-Up Procedures Report

Our report is solely for the purpose of assisting the Sembcorp Salalah Power and Water Company SAOG for submission of agreed upon procedures report on the compliance with the Code of Corporate Governance (the "Code") to Capital Market Authority ("CMA") to assist in compliance of requirements prescribed in the CMA Circular No. E/10/2016 dated 1 December 2016 (together the "Governance Code") and may not be suitable for another purpose. This report is intended solely for the Sembcorp Salalah Power and Water Company SAOG and the intended users and should not be used by, or distributed to, any other parties.

Responsibilities of the Sembcorp Salalah Power and Water Company SAOG

The Board of Directors has acknowledged that the agreed-upon procedures are appropriate for the purpose of the engagement.

The Management of Sembcorp Salalah Power and Water Company SAOG is responsible for the accuracy and completeness of the subject matter on which the agreed-upon procedures are performed.

Practitioners' Responsibilities

We have conducted the agreed-upon procedures engagement in accordance with the International Standard on Related Services (ISRS) 4400 (Revised), *Agreed-Up Procedures Engagements*. An agreed-upon procedures engagement involves our performing the procedures that have been agreed with Sembcorp Salalah Power and Water Company SAOG, and reporting the findings, which are the factual results of the agreed-upon procedures performed. We make no representation regarding the appropriateness of the agreed upon procedures.



Practitioners' Responsibilities (continued)

This agreed-upon procedures engagement is not an assurance engagement. Accordingly, we do not express an opinion or an assurance conclusion.

Had we performed additional procedures, other matters might have come to our attention that would have been reported.

Professional Ethics and Quality Control

We have complied with the relevant ethical requirements including independence requirements of International Ethics Standards Board for Accountants International Code of Ethics for Professional Accountants (including International Independence Standards) (IESBA Code) issued by the International Ethical Standards Board for Accountants.

Our firm applies International Standard on Quality Management (*ISQM*) 1, *Quality Management for Firms that perform Audits or Reviews of Financial Statements, or Other Assurance or Related Services Engagements*, and accordingly, maintains a comprehensive system of quality control including documented policies and procedures regarding compliance with ethical requirements, professional standards and applicable legal and regulatory requirements.


Procedures and Findings

We have performed the procedures described below, which were agreed upon with Sembcorp Salalah Power and Water Company SAOG in the terms of engagement dated 7 February 2024, on the compliance with the Code:

S. No	Procedures	Findings
(a)	We checked that the corporate governance report (the report) issued by the Board of Directors includes as a minimum, all items suggested by CMA to be covered by the report as detailed in the Annexure 3 of the Code by comparing the report with such suggested content in the Annexure 3	No exceptions noted.
(b)	We obtained the details regarding areas of non-compliance with the Code identified by the Company's Board of Directors for the year ended 31 December 2023. With respect to procedure above, we inquired from and obtained written representation from management and those charged with governance for non-compliance with the Code for the year ended 31 December 2023.	No non-compliance with the Code noted during the year.

This report relates only to the items specified above and does not extend to the Company's financial statements taken as a whole.

Kenneth Macfarlane
8 February 2024



KPMG LLC



Corporate Governance Report

This Corporate Governance Report for the year ended December 31, 2023 sets out the company's corporate governance processes and activities with reference to the rules set out in 14 principles of the Code of Corporate Governance (the Code) issued vide Circular No. E/4/2015 dated July 22, 2015 which came into force on July 21, 2016.

Company's Philosophy

The Company adheres to the Code issued by the Capital Market Authority and takes all steps necessary to fulfill the objective of good corporate governance. The following is the Company policy with reference to the corporate governance principles:

Corporate Governance and Code of Business Conduct

Sembcorp Salalah firmly believes that good corporate governance is key to delivering long-term shareholder value. The Company is committed to adhering to high standards of management, its Code of Business Conduct, and having robust systems of internal controls and accountability.

The Company has established detailed functional policies and procedures (through its operation and maintenance company), Financial Authority Limits, clear roles and responsibilities for the Board and Management, Enterprise Risk Management Framework and a Code of Business Conduct, which establishes internal controls throughout the organisation and helps management to take decisions with regards to the Company's affairs. The Board also sets financial and non-financial targets every year and evaluates the Company's performance progressively.

The Company is committed to ensuring that all shareholders have easy access to clear, reliable and meaningful information in order to make informed investment decisions and also encourages shareholders to attend the general meetings. For this purpose, the Company has established an Investor Relations Policy to uphold high standards of corporate transparency and communication with shareholders and to provide a disciplined and a professional approach to the flow of information from the Company at all times.

The Company's Code of Business Conduct expresses high standard of behaviour and integrity that the Company requires from its directors and employees.

Board of Directors

Formation, Roles and Responsibilities and Authority and Competencies

The membership of the Company's Board of Directors (the Board) ensures that at least one third of the Board is independent and all the directors are non-executives whilst it also brings the level of practical and professional expertise required by the Company.

The Board comprises nine directors, all of which are non-executives and five of them are independent. The board members include professionals with strong experience relevant to the Company's business. Given that all of the directors are non-executive and the majority of them are independent, the objectivity of board decision making and issues deliberated is assured. The Board has also reviewed and approved clear job descriptions of the Board and the Chairman, which is in line with the new Code encompassing the roles and responsibilities that are expected of them.

Sub-Committees

The Board established following sub-committees in line with the New Code, detailed terms of reference of which has been established:

1. Nomination and Remuneration Committee
2. Audit Committee
3. PWPA restructuring Committee (ad hoc committee)

Brief roles and responsibilities of the above are included in this report.

Chairman

The Chairman is non-executive and brings with him vast experience in strategy, business and project development for the utility business industry. He has sufficient experience and knowledge and leadership skills to lead the Board and the Company to ensure that the Board performs its role, responsibilities, functions and powers in directing the Company towards achieving its objectives.

Independent directors

Directors are considered independent if they meet the criteria as mentioned in the Code. Independent directors give their statement annually indicating whether or not a change in circumstances has occurred which might impair their independence. Currently, the Company has five independent directors.

Company Secretary

The Board ensures that the Company Secretary has sufficient experience and knowledge to assist the board to discharge their roles and responsibilities effectively and efficiently.

Executive Management

Executive Management manages the operations of the Company in accordance with the established policies and procedures of the Company to achieve the established objective of the Company. Executive Management performs their duties in accordance with financial authority limits as approved by the Board. It is the responsibility of the Management to provide all the necessary information including key risks and challenges to the Board to perform their duties effectively and efficiently.

Related party transactions

The Company enters into related party transactions only if these are in its best interests. The Company believes in high level of transparency and clarity in identification and reporting of related party transactions. Related party transactions are highlighted to the Audit Committee and the Board for their review before final approval by the shareholders in the Annual General Meeting.

External auditors

The shareholders appoint an internationally renowned audit firm in accordance with company's Financing Agreements and local regulations as recommended by the Board. The Board makes sure that external auditors are independent so that the auditors give their professional opinion on the financial statements presented to the shareholders.

Corporate Social Responsibility

Sembcorp Salalah recognises the importance of being a good corporate citizen in the conduct of its business activities as well as in fulfilling its corporate and social responsibilities. The Company follows a consistent approach for its charitable contributions and community investments.

The Board of Directors and Its Committees

Board members were elected on March 22, 2022 during the Annual General Meeting (AGM). All elected board members are non-executive as required by the Code. The Board members and their attendance at the AGM, and the Board meetings for the year 2023 are shown below.

Board of Directors		Category	Board meetings				AGM
			27-Feb.	27-Apr.	27-Jul.	25-Oct.	28- Mar.
Tan Cheng Guan	Chairman	Non-Executive	✓	✓	✓	✓	✓
Kalat Al Bulooshi	Deputy Chairman	Non-Executive	✓	-	✓	✓	✓
Tariq Al Amri	Director	Non-Executive and Independent	✓	✓	✓	-	✓
Andrew Koss (Note1)	Director	Non-Executive	✓	✓	✓	✓	✓
Yap Siew Leng	Director	Non-Executive	✓	✓	✓	✓	✓
Ahmed Al Bulushi	Director	Non-Executive and Independent	✓	✓	✓	✓	✓
Hussein Al Lawati	Director	Non-Executive and Independent	✓	✓	✓	✓	✓
Ahmed Al Moosawi	Director	Non-Executive and Independent	✓	✓	✓	✓	✓
Abdullah Mohammed Al Ma'amari	Director	Non-Executive and Independent	✓	✓	✓	✓	✓

Legends: ✓ = Present, - = Apologies, NA = Not applicable

Note 1: Mr. Andrew Koss resigned from directorship on 26 November 2023. Mr. Vipul Tuli replaced Mr. Andrew Koss as temporary director and also appointed as member of Nomination and Remuneration Committee. Mr. Tuli shall hold office until the next Ordinary General Meeting of the Company.

The following are the names of directors who hold directorships in Public Joint Stock Companies in Oman other than Sembcorp Salalah.

Name of directors	Number of directorships
Ahmed Al Bulushi	2
Abdullah Mohammed Al Ma'amari	2

The Board formed the Nomination and Remuneration Committee, and Audit Committee in accordance with the requirement of the Code. On 22 March 2022, the elected board appointed the members of the Committee.

Committee	Chairman	Members
Audit Committee	Tariq Al Amri	Ahmed Al Bulushi, Yap Siew Leng, Ahmed Al Moosawi and Abdullah Mohammed Al Mamari
Nomination and Remuneration Committee	Kalat Al Bulooshi	Andrew Koss (Note 2) and Hussein Al Lawati

Note 2: Mr. Andrew Koss resigned from membership of Nomination and Remuneration Committee on 26 November 2023. Mr. Vipul Tuli replaced Mr. Andrew Koss as member of Nomination and Remuneration Committee.

The Board formed also temporary committee on 01 June 2022, the elected board appointed the following members of the Committee.

Committee	Chairman	Members
Temporary Committee	Tan Cheng Guan	Kalat Al Bulooshi, Andrew Koss, and Abdullah Mohammed Al Mamari

Audit Committee Meetings

The following is a list of audit committee members and their attendance in audit committee meetings for the year 2023:

Audit Committee Members		Category	Audit Committee meetings				
			27-Feb.	28-Mar.	27-Apr.	27-Jul.	25-Oct.
Tariq Al Amri	Chairman	Non-Executive and Independent	✓	✓	✓	✓	✓
Ahmed Al Bulushi	Director	Non-Executive and Independent	✓	✓	✓	✓	✓
Abdullah Mohammed Al Mamari	Director	Non-Executive and Independent	✓	✓	✓	✓	✓
Ahmed Al Moosawi	Director	Non-Executive and Independent	✓	✓	✓	✓	✓
Yap Siew Leng	Director	Non-Executive	✓	✓	✓	✓	✓

Legends: ✓ = Present, - = Apologies, NA = Not applicable

Nomination and Remuneration Committee Meetings

The following is a list of Nomination and Remuneration Committee members and their attendance in Nomination and Remuneration Committee meetings for the year 2023:

Nomination and Remuneration Committee Members		Category	Nomination and Remuneration Committee Meetings	
			23-Feb.	26-July
Kalat Al Bulooshi	Chairman	Non-Executive	✓	✓
Andrew Koss	Director	Non-Executive	✓	✓
Hussein Al Lawati	Director	Non-Executive and Independent	✓	✓

Legends: ✓ = Present, - = Apologies, NA = Not applicable

Temporary Committee

Committee Members		Category	PWPA Restructuring Committee Meetings
			17 January 2023
Tan Cheng Guan	Chairman	Non-Executive	✓
Kalat Al Bulooshi	Director	Non-Executive	✓
Andrew Koss	Director	Non-Executive	✓
Abdullah Mohammed Al Mamari	Director	Non-Executive and Independent	✓

Legends: ✓ = Present, - = Apologies, NA = Not applicable

Terms of Reference of the Board Committees

Audit Committee

The Audit Committee (AC) comprises of non-executive directors of which the majority are independent as highlighted above.

Authority and Duties of the AC

The AC assists the Board in fulfilling its fiduciary responsibilities relating to the internal controls, audit, accounting and reporting practices of the Company. Its main responsibilities are to review the Company's policies and control procedures with the external auditors, internal auditors and management and act in the interest of the shareholders in respect of interested person transactions as well as any matters or issues that affect the financial performance of the Company. The AC reviews the quarterly, half-yearly and full-year results announcements and accompanying press releases as well as the financial statements of the Company for adequacy and accuracy of information disclosed prior to submission to the Board for approval.

The AC has explicit authority to investigate any matter within its terms of reference and enjoys full access to and co-operation from management to enable it to discharge its function properly.

Where relevant, the AC is guided by Tenth Principal – Audit Committee and Internal Controls - detailed in the CMA's Code of Corporate Governance.

Internal auditors

The Company has established an in house internal audit function. An internal auditor objectively reviews an organisation's business processes and internal controls, evaluates the efficacy of risk management procedures that are currently in place and ensures that the organization is complying with laws and regulations. The AC meets the internal auditors at least once every quarter without the presence of management. The internal auditor submits its report to the audit committee on a quarterly basis.

In accordance with Article 173 of CMA Decision No. 27/2021, the external evaluator was appointed to conduct a comprehensive external assessment for the works of the internal audit unit. The external evaluator conducted the external quality assessment and concluded that the Internal Audit Unit of the Company Generally Conforms to the International Professional Practices Framework (IPPF) issued by the Institute of Internal Auditors (IIA). The phrase generally conforms means that there may be opportunities for improvement, but these should not represent situations where the internal audit unit has not implemented the Standards or the Code of Ethics, has not applied them effectively, or has not achieved their stated objectives.

External Auditors

Each year, the AC reviews the independence of the Company's external auditors and makes recommendations to the Board on the re-appointment of the Company's external auditors.

The AC reviews and approves the external audit plan to ensure the adequacy of audit scope. It also reviews the external auditors' management letter (if any) and monitors the timely implementation of the required corrective or improvement measures. The AC meets the external auditors at least once every quarter without the presence of management. The AC has reviewed the nature and extent of non-audit services provided by the external auditors to the Company and is satisfied that the independence of the external auditors has not been impaired by their provision of non-audit services. Details of non-audit fees payable to the external auditors are found later in this report.

Whistle-Blowing Policy

The AC also oversees the Company's whistle-blowing policy implemented by the Company to strengthen corporate governance and ethical business practices. Employees are provided with accessible channels to the Company's Internal Auditor and the Sembcorp Group's Internal Audit department to report suspected fraud, corruption, dishonest practices or other misdemeanors. The aim of this policy is to encourage the reporting of such matters in good faith, with the confidence that employees making such reports will, to the extent possible, be protected from reprisal.

Nomination and Remuneration Committee (NRC)

The NRC is charged with the following responsibilities:

- of ensuring that Sembcorp Salalah's Board is reviewed to ensure strong and sound leadership for the continued success of the Company. It ensures that the Board has a balance of skills, attributes, background, knowledge and experience in business, finance and related industries, as well as management skills critical to the Company; and
- for developing, reviewing and recommending to the Board the framework of remuneration for the Board and key management personnel. It assists the Board to ensure that competitive remuneration policies and practices are in place. The NRC also reviews and recommends to the Board the specific remuneration packages for each director as well as for key management personnel. The NRC's recommendations are submitted to the Board for endorsement.

The NRC reviews and makes recommendations to the Board on the independence of the directors, new appointments, re-appointments and re-elections to the Board and Board Committees to ensure the Board maintains an appropriate size. The NRC is also responsible for reviewing the succession plans for the Board Chairman, developing a process for performance evaluation of the Board and Board Committees, and reviewing training and professional development programmes for the Board.

Appointment & Re-Appointment of Directors

When the need for a new director is identified, the NRC will prepare a shortlist of candidates with the appropriate profile and qualities for nomination. The Board reviews the

recommendation of the NRC and appoints the new director. In accordance with the Company's Articles of Association, the new director will hold office until the next AGM, and if eligible, the director can stand for re-appointment.

The Company's Articles of Association require all directors to apply for re-election at the AGM after three years.

The NRC reviews succession planning for key management personnel in the Company. Potential internal and external candidates for succession are reviewed for different time horizons according to immediate, medium-term and long-term needs.

Human Resource Matters

The NRC has access to expert professional advice on human resource matters whenever there is a need for such external consultations. In engaging external consultants, the Company ensures that the relationship, if any, between the Company and its external consultants will not affect the independence and objectivity of the external consultants.

Temporary (ad hoc) committee

On 1 June 2022, the board established ad hoc committee for the purpose of reviewing, restructuring and extension of Power and Water Purchase Agreement (PWPA); and evaluation of any possible refinancing. The Committee also analyses the utility sector market dynamics, evaluates post PWPA pricing. The Committee was also authorized to approve the budget for the restructuring of PWPA and possible refinancing of the term loan, if any.

Remuneration Matters

The remuneration structure of the Board is approved by the Shareholders in the Annual General Meeting:

Directors' Remuneration Structure

In light of the CMA rules and in accordance with the approval of sitting fee and remuneration in Annual General Meeting 2023, the Company paid following sitting fees and remuneration to directors during the year.

	Amount RO
Remuneration for the year 2022 (approved in AGM 2023)	104,455
Sitting fees for the year 2023	25,750
	<u>130,255</u>

In addition, the Nomination and Remuneration Committee and Board of Directors recommended to Shareholders to pay RO 104,455 as bonus for the board members for the year 2023. Directors Remuneration is linked to the performance of the Company.

Executive Management Remuneration

The Company employs the CEO. All other executive posts are provided by Sembcorp Salalah O&M Services Co.

The aggregate remuneration paid to the Company's top five executives (including those paid through Sembcorp Salalah O&M Services) amounted to RO 562,200. The remuneration paid is commensurate with the qualification, role, responsibility and performance of the executive team in 2023. The breakdown of the remuneration is as follows:

	2023 Amount RO
Short-term employee benefits	517,009
Social security and gratuity	45,191
	<u>562,200</u>

Short term employee benefits include salaries, benefits, allowances and bonuses. Bonuses are linked to the performance of the Company and achievement of goals established by the Nomination and Remuneration Committee. Compensation of some of the key management personnel are paid through Sembcorp Salalah O&M Services Co. LLC.

Employment contracts of executive management meet the requirements of Omani labor law and there is a standard notice period as per Company's policy in case of resignation by the employee.

Details of Non-Compliance related to Code of Corporate Governance by the Company

There have been no instances of non-compliance on any matter relating to the CMA's code of corporate governance for MSX listed companies, CMA regulations or the MSX listing agreements. There were no penalties or strictures imposed on the Company by the CMA, MSX or any other statutory authority on any matter related to capital markets during the past three years.

Means of Communication with Shareholders and Investors

The Company recognises:

- a) the importance of providing shareholders, investors and analysts with easy access to clear, reliable and meaningful information on its business and operations in order to make informed investment decisions;
- b) that accurate, coherent and balanced communications help to establish its reputation; and
- c) the disclosure rules required by the CMA according to Part VII of the CMA Executive Regulations issued in 2009.

As noted above, the Company has an Investor Relations Policy in which the objectives are to uphold high standards of corporate transparency and disclosure and promote clear and open communication with shareholders, investors and analysts by providing a disciplined and a professional approach to the flow of information from the Company at all times.

The Company communicates with its shareholders and investors through the MSX website and its own website, www.sembcorpsalalah.com.om. Quarterly financial, annual report and operating data and all material information are posted on both websites in a timely fashion as required by the CMA.

The company's executive management is also available to meet shareholders and analysts as and when requested.

Market Price Data

The Company was listed on the Muscat Stock Exchange (MSX) on October 8, 2013. Below table shows monthly trade turnover and volume with high and low price for the year 2023.

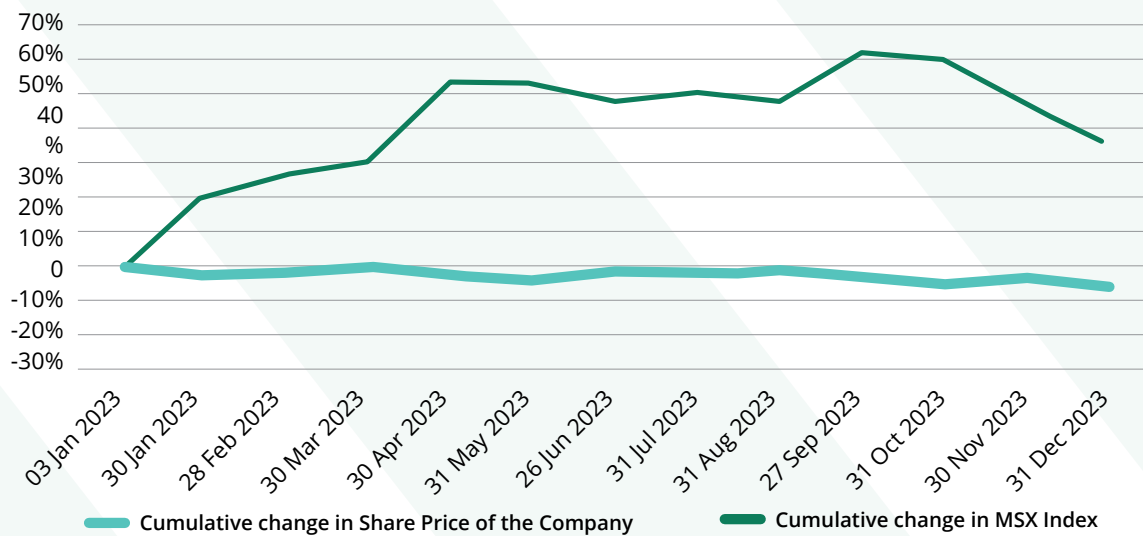
Period	Trade ¹		Share price	Share price
	Volume (number of shares)	Value RO	High	Low
			RO/share	RO/share
January	9,590,237	676,927	0.079	0.062
February	1,802,611	136,058	0.079	0.073
March	1,292,680	101,475	0.083	0.077
April	3,480,444	304,028	0.100	0.078
May	8,708,172	881,645	0.109	0.099
June	1,312,562	128,958	0.101	0.094
July	2,153,601	211,765	0.105	0.093
August	1,004,157	98,223	0.105	0.093
September	3,675,010	368,612	0.110	0.088
October	3,080,520	327,823	0.109	0.100
November	2,451,540	225,085	0.100	0.089
December	1,356,652	121,099	0.095	0.081

¹ Muscat Stock Exchange Website

The table below shows a comparison of the Company's performance against the MSX in 2023.²

Date	Sembcorp Salalah share price RO/share	Cumulative change from 3 January 2023	MSX Index	Cumulative change from 3 January 2023
3-Jan-23	0.066	-	4,857.44	-
30-Jan-23	0.077	16.67%	4,703.38	-3.17%
28-Feb-23	0.079	19.70%	4,753.28	-2.14%
30-Mar-23	0.082	24.24%	4,863.09	0.12%
30-Apr-23	0.100	51.52%	4,718.08	-2.87%
31-May-23	0.100	51.52%	4,626.40	-4.76%
26-Jun-23	0.096	45.45%	4,768.22	-1.84%
31-Jul-23	0.098	48.48%	4,776.10	-1.67%
31-Aug-23	0.096	45.45%	4,798.97	-1.20%
27-Sep-23	0.107	62.12%	4,678.13	-3.69%
31-Oct-23	0.106	60.61%	4,545.46	-6.42%
30-Nov-23	0.095	43.94%	4,658.15	-4.10%
31-Dec-23	0.086	30.30%	4,514.07	-7.07%

Cumulative Change in Share Price Vs. Cumulative Change in MSX Index



² Muscat Stock Exchange website

Distribution of Shareholding as at 31 December 2023

The table below shows the shareholder distribution at the end of December 2023.

Percentage holding	Number of shareholders	Volume of shares	Percentage of total shares
Less than 5%	1,461	207,030,458	21.69%
5% to 10%	2	142,890,427	14.97%
Above 10%	3	604,651,065	63.34%
Total	1,466	954,571,950	100.00%

Professional Profile of Statutory Auditors

The shareholders of the Company appointed KPMG as its auditors for 2023. KPMG LLC in Oman was established in 1973 and is part of KPMG Lower Gulf Limited. KPMG in Oman employs more than 160 people, amongst whom are five partners and five directors, including Omani nationals. KPMG is a global network of professional services firms providing Audit, Tax and Advisory services. It operates in 143 countries and territories and have 273,000 people working in member firms around the world. KPMG Lower Gulf is part of KPMG International Cooperative's global network of professional member firms.

Break down of fee for the year 2023 is as follows:

	2023 Amount RO
Audit for the year 2023	19,650
Interim quarterly reviews	3,600
	<u>23,250</u>

Out of pocket expenses and fee for translation services are paid on actual basis.

Acknowledgement of the Board of Directors

The Directors confirm their responsibility for the preparation of the financial statements in line with International Financial Reporting Standards to fairly reflect the financial position of the Company and its performance during the relevant financial period. The Board confirms that it has reviewed the efficiency and adequacy of the internal control systems of the Company and is pleased to inform the shareholders that adequate and appropriate internal controls are in place, which are in compliance with the relevant rules and regulations.

The Board of Directors confirms that there are no material matters that would affect the continuity of the Company, and its ability to continue its operations during the next financial year.



Director



Chief Financial Officer



Profiles of the Board of Directors and Executive Management

Board of Directors

Tan Cheng Guan, Chairman

Mr Tan is Executive Vice President, Office of the Group President & CEO at Sembcorp Industries. He leads the development of Sembcorp's water business and is also non-executive Chairman of Sembcorp China, providing strategic guidance to the business.

He is also chairman of Sembcorp's Climate Change Working Committee, and drives the company's performance towards climate-related metrics and targets, overseeing key initiatives such as risk mitigation, opportunities, and greenhouse gas mitigation.

Mr Tan pioneered the early development of Sembcorp's utilities business on Jurong Island in Singapore. He was instrumental in leading the Group's entry into the renewables business, and also led the company's business expansion in China, India, the UK, the Middle East, Myanmar and Bangladesh. He has held various senior appointments in Sembcorp, including head of business development and commercial as well as head of Group Centre of Excellence.

Possessing broad experience in engineering, strategy, business and project development for the utilities and energy industry, Mr Tan has worked in Shanghai, London, Kuala Lumpur and Sarawak.

Mr Tan holds an honours degree in Civil Engineering from the University of Liverpool and completed the Advanced Management Program at Harvard Business School.

Kalat Al-Bulooshi, Deputy Chairman

Eng. Kalat is the Chief Executive Officer of Oman Investment Corporation SAOC (OIC), a private equity investment company with total assets under management of approximately USD2 billion. He is also Chairman of Khazaen Economic City.

Eng. Kalat is an Omani entrepreneur who has created investment opportunities, raised funds and brought foreign investments into the country. Prior to OIC, he worked in senior roles in Petroleum Development of Oman, Sohar Industrial Port and Sohar Aluminium. He has also worked in Italy and Canada for three years.

Eng. Kalat founded several companies in Oman such as Khazaen Economic City, Takaful Oman, Sembcorp Salalah, Gulf Energy, OCP, Aman Healthcare, Meras Services,

and Gulf International Pipe Industry. He has invested in a few companies locally and internationally such as ABQ Schools, Lenore Power Plant (2.6GW – in India), and Nafath Renewable Energy. In 2016, he led the completion of the first 100% management buyout of OIC, which was considered the first-of-its-kind in the region.

Eng. Kalat previously served as an independent board member of Oman Gas Company SAOC and Galfar Contracting SAOG, and as Deputy Chairman of Mwasalat. He participated in the Tanfeeth Programme, Oman Vision 2040 and was on the committee establishing the Oman PPP Authority.

Eng. Kalat holds an honours degree in Engineering from the UK, and has completed the Wharton Advanced Management Program. He is a Wharton Alumni.

Tariq Al Amri, Independent Non-executive Director

Mr Tariq is a Chairman of the Audit Committee. He is also the Chief Executive Officer of Oman Environmental Services Holding Company, a company with the objective of transforming the solid waste management sector in Oman.

Prior to joining Oman Environmental Services, Mr Al Amri held several key positions in Oman Telecommunications Company, Oman LNG and the Royal Office Pension Fund.

Mr Tariq has experience in the telecoms, oil and gas sectors and successfully negotiated a number of major commercial agreements while at Oman Telecommunications, in addition to his contribution towards Omantel's IPO in 2005. At Oman LNG, he was involved in the economic and financial feasibility studies of a project which has evolved into Qalhat LNG.

Mr Tariq holds an Electrical Engineering degree from Temple University, and a Master of Business Administration from the University of Dayton.

Vipul Tuli, Temporary Non-executive Director

As Chairman of Sembcorp South Asia, Vipul oversees Sembcorp's investments and key stakeholder relationships in India and Bangladesh. He is concurrently the CEO of Sembcorp's global Hydrogen Business and the group's operations in the Middle East.

He has been with Sembcorp since 2015 in various capacities, including as CEO and Country Head, India, and as Managing Director of Sembcorp's renewables and thermal businesses in India. Vipul has 30 years of experience in the energy sector. Prior to Sembcorp, he

was a senior partner with McKinsey & Company where he helped to build and lead its Asian energy practice.

Vipul holds a bachelor's degree in Chemical Engineering from Indian Institute of Technology Delhi and completed his post graduate studies in business management from Indian Institute of Management Calcutta.

Yap Siew Leng (Cheryl), Non-executive Director

Ms Yap is Group Financial Controller of Sembcorp Industries. She oversees the Group's Financial Control and Planning functions, which include group reporting and policies, financial planning and analysis, finance shared services and finance process excellence.

Ms Yap has more than 25 years of work experience with 14 years in the oil and gas industry. Prior to Sembcorp, she held key finance leadership positions at Subsea7 and as Group Financial Controller at a Singapore Exchange listed corporation.

Ms Yap is a fellow member of the Association of Chartered Certified Accountants, and a member of the Institute of Singapore Chartered Accountants.

Ahmed Al Bulushi, Independent Non-executive Director

Mr Ahmed is a member of the Audit Committee. He is also a Chief Executive Asset Management at Asyad Group looking after various projects.

Prior to Asyad, Mr Ahmed held several key positions including as Chief Executive Officer of Mwasalat and Director of Internal Audit at Royal Court Affairs, where he was responsible for risk management and corporate governance.

Mr Ahmed holds a degree in Information Technology (IT) and a Master of IT Management from Bond University.

Hussein Abdul Redha Al Lawati, Independent Non-executive Director

Mr Hussein has over 25 years of experience in global financial markets. He is currently the Director of Investments at Diwan of Royal Court Pension Fund managing asset allocation strategy for multi-asset class investments in global markets. Prior to joining the Pension Fund, he was Executive Director at Horizons Capital Markets. He has worked with leading investment firms including National Investment Company, Kuwait and Vision Investment Services, Oman. His experience includes overseeing investments in public

& private equity, fixed income, alternative investments and funds.

He is the Vice Chairman Shumookh Investment Services SAOC and a Board Member of Sempcorp Salalah Power and Water Company.

He is a Chartered Financial Analyst from CFA Institute and he holds a Master of Science in Finance from University of Strathclyde.

Ahmed Ali Ahmed Al Moosawi, Independent Non-executive Director

Mr Ahmed is a finance professional. He started his career in 2013 as a derivative officer in Bank Muscat. He is currently Acting Head of Treasury with the Civil Service Employees Pension Fund. (Acting Head of Cash Management in Social Protection Fund)

Mr Ahmed holds a Bachelor of Arts in Finance from Majan College, University of Bedfordshire.

Abdullah Mohammed Ali Al Ma'mari, Independent Non-executive Director

Mr Abdullah is an Assistant Director of Investment with Ministry of Defence Pension Fund. He has valuable experience in evaluating and analysing investments in local and foreign markets. He is mainly responsible for managing the foreign investment portfolio for the Pension Fund.

Mr Abdullah is currently a director on the boards of Al Maha Petroleum Products Marketing Company SAOG and Oman Cement Company SAOG. He has previously served on the boards of various listed and private companies.

Mr Abdullah holds a finance degree from Sultan Qaboos University, Oman and an MBA specialization in Finance from Franklin University, Ohio USA.

Executive Management

Humaid Salim Al Amri, Chief Executive Officer (CEO)

Mr Humaid is the CEO of the Company.

He has 23 years of technical and management experience in the power and infrastructure industry. He has worked as General Manager with KAYAN Al Omaniya Construction Company SAOG. He also worked with Petroleum Development of Oman in different roles and headed the power system O&M department for seven years. His diverse experience provides him with wide exposure to internal and external businesses and allowed him to obtain different recognitions and certifications.

Mr Humaid holds a Master of Science degree in Power Distribution Engineering from University of Manchester.

Tariq Bashir, Chief Financial Officer and Company Secretary

Mr Tariq joined Sembcorp Salalah in September 2011. He has more than 14 years of experience in the financial and commercial aspects of the utility business. Before joining Sembcorp Salalah, he worked on power company audits in KPMG.

Mr Tariq holds a Bachelor of Commerce from the University of the Punjab, and is a fellow member of the Association of Chartered Certified Accountants.

Pratush Sinha, Plant Manager

Mr Pratush has over 20 years of experience in multinational power and water companies, specifically in the areas of commissioning, O&M, as well as health, safety and environment management. Mr Pratush has deep experience in the O&M of gas and steam turbines, desalination of Multi-Stage Flash Distillation and Reverse Osmosis plants, balance of plant equipment and various control systems such as Mark VIe distributed control system and programmable logic controller. Throughout his career, he has worked for a 420MW coal-based thermal power plant in India, a 2.45GW Dabhol power plant in India and a 285MW Al Kamil Power plant in Oman.

Mr Pratush joined Emirates Sembcorp Water and Power Co in United Arab Emirates in 2006 as Control and Instrument Manager for the 893MW combined-cycle power and


130MiGD desalination water plant.

He holds a Bachelor of Engineering in Electrical and Electronics from Karnatak University.

Salim Mohammed Al Mashikhi, Human Resource & Information Technology (IT) Manager

Mr Salim is responsible for designing and developing the IT network system for the Company and overseeing its system requirements. Prior to joining Sembcorp Salalah O&M Services Co, Mr Salim worked in Raysut Cement Company in Oman as a Network and Hardware Administrator.

Mr Salim holds a diploma in Information Technology from the Salalah College of Technology.



Financial Statements for the Year Ended 31 December 2023

Contents

Independent Auditors' report	46 - 49
Statement of profit and loss and other comprehensive income	50
Statement of financial position	51
Statement of changes in equity	52
Statement of cash flows	53
Notes to the financial statements	54 - 93



KPMG LLC
Children's Public Library Building
4th Floor, Shatti Al Qurum
P O Box 641, PC 112
Sultanate of Oman
Tel. +968 24 749600, www.kpmg.com/om

Independent Auditors' Report

To the Shareholders of Sembcorp Salalah Power and Water Company SAOG

Report on the Audit of the Financial Statements

Opinion

We have audited the financial statements of Sembcorp Salalah Power and Water Company SAOG ("the Company"), which comprise the statement of financial position as at 31 December 2023, the statements of profit or loss and other comprehensive income, changes in equity and cash flows for the year then ended, and notes, comprising material accounting policies and other explanatory information.

In our opinion, the accompanying financial statements present fairly, in all material respects, the financial position of the Company as at 31 December 2023, and its financial performance and its cash flows for the year then ended in accordance with IFRS Accounting Standards as issued by the International Accounting Standards Board (IFRS Accounting Standards).

Basis for Opinion

We conducted our audit in accordance with International Standards on Auditing (ISAs). Our responsibilities under those standards are further described in the *Auditors' Responsibilities for the Audit of the Financial Statements* section of our report. We are independent of the Company in accordance with the International Ethics Standards Board for Accountants International Code of Ethics for Professional Accountants (*including International Independence Standards*) (IESBA Code) together with ethical requirements that are relevant to our audit of the financial statements in the Sultanate of Oman, and we have fulfilled our other ethical responsibilities in accordance with these requirements and the IESBA Code. We believe that the audit evidence we have obtained is sufficient and appropriate to provide a basis for our opinion.

Key Audit Matters

Key audit matters are those matters that, in our professional judgment, were of most significance in our audit of the financial statements of the current period. These matters were addressed in the context of our audit of the financial statements as a whole, and in forming our opinion thereon, and we do not provide a separate opinion on these matters.

Continued on page 1(b)



Continued from page 1(a)

Impairment of non-financial assets	
See Note 2.3(d), 2.4, 8 and 9 to the financial statements.	
The key audit matter	How the matter was addressed in our audit
<p>As at 31 December 2023 the Company has non-financial assets comprising primarily of property, plant and equipment and Right of Use assets of RO 238.718 million, where impairment indicators existed on the reporting date. Accordingly, the Management of the Company carried out impairment testing to assess the recoverable value of the non-financial assets based on value in use methodology. The recoverable amount is determined based on the higher of 'value in use' or 'fair value less costs of disposal'.</p> <p>The impairment testing of the non-financial assets of the Company is considered to be a key audit matter because of the significance of the non-financial assets, and an impairment, if it exists, could have a material impact on the financial statements. We also focused on this area due to the significant judgments and assumptions required to estimate the recoverable amount of the assets. The recoverable amount of the CGU has been determined by management from discounted forecast cash flow models. These models use several key assumptions, including estimates of future fixed and variable charges, operating costs and the weighted-average cost of capital (discount rate).</p>	<ul style="list-style-type: none">• Evaluating the design and implementation of key internal controls around the impairment assessment;• Involving our own valuation specialist to assist in evaluating the appropriateness of the discount rates applied, which included comparing the weighted-average cost of capital with sector averages for the relevant markets in which the Company operates;• Evaluating the appropriateness of the assumptions applied to key inputs such as estimate of future fixed and variable charges, operating costs, inflation, which included comparing these inputs with our own assessments based on our knowledge of the Company and the industry;• Testing the mathematical accuracy of the discounted cash flow model;• Performing our own sensitivity analysis, which included assessing the effect of reasonably possible reductions of forecast cash flows to evaluate the impact on the currently estimated headroom for the non-financial assets;• Evaluating the adequacy of the financial statement disclosures, including disclosures of key assumptions, judgements and sensitivities.
Other Information	

Management is responsible for the other information. The other information comprises the Chairman's report, Management Discussion and Analysis report and Corporate Governance report.

Our opinion on the financial statements does not cover the other information and we do not express any form of assurance conclusion thereon.

Continued on page 1(c)



Continued from page 1(b)

Other Information (continued)

In connection with our audit of the financial statements, our responsibility is to read the other information and, in doing so, consider whether the other information is materially inconsistent with the financial statements or our knowledge obtained in the audit, or otherwise appears to be materially misstated. If, based on the work we have performed, we conclude that there is a material misstatement of this other information, we are required to report that fact. We have nothing to report in this regard.

Responsibilities of Management and Those Charged with Governance for the Financial Statements

Management is responsible for the preparation and fair presentation of the financial statements in accordance with IFRS Accounting Standards and their preparation in compliance with the relevant disclosure requirements of the Capital Market Authority and the applicable provisions of the Commercial Companies Law of 2019, and for such internal control as management determines is necessary to enable the preparation of financial statements that are free from material misstatement, whether due to fraud or error.

In preparing the financial statements, management is responsible for assessing the Company's ability to continue as a going concern, disclosing, as applicable, matters related to going concern and using the going concern basis of accounting unless management either intends to liquidate the Company or to cease operations, or has no realistic alternative but to do so.

Those charged with Governance are responsible for overseeing the Company's financial reporting process.

Auditors' Responsibilities for the Audit of the Financial Statements

Our objectives are to obtain reasonable assurance about whether the financial statements as a whole are free from material misstatement, whether due to fraud or error, and to issue an auditors' report that includes our opinion. Reasonable assurance is a high level of assurance, but is not a guarantee that an audit conducted in accordance with ISAs will always detect a material misstatement when it exists. Misstatements can arise from fraud or error and are considered material if, individually or in the aggregate, they could reasonably be expected to influence the economic decisions of users taken on the basis of these financial statements.

As part of an audit in accordance with ISAs, we exercise professional judgment and maintain professional skepticism throughout the audit. We also:

- Identify and assess the risks of material misstatement of the financial statements, whether due to fraud or error, design and perform audit procedures responsive to those risks, and obtain audit evidence that is sufficient and appropriate to provide a basis for our opinion. The risk of not detecting a material misstatement resulting from fraud is higher than for one resulting from error, as fraud may involve collusion, forgery, intentional omissions, misrepresentations, or the override of internal control.
- Obtain an understanding of internal control relevant to the audit in order to design audit procedures that are appropriate in the circumstances, but not for the purpose of expressing an opinion on the effectiveness of the Company's internal control.
- Evaluate the appropriateness of accounting policies used and the reasonableness of accounting estimates and related disclosures made by management.

Continued on page 1(d)



Continued from page 1(c)

Auditors' Responsibilities for the Audit of the Financial Statements (continued)

- Conclude on the appropriateness of management's use of the going concern basis of accounting and, based on the audit evidence obtained, whether a material uncertainty exists related to events or conditions that may cast significant doubt on the Company's ability to continue as a going concern. If we conclude that a material uncertainty exists, we are required to draw attention in our auditors' report to the related disclosures in the financial statements or, if such disclosures are inadequate, to modify our opinion. Our conclusions are based on the audit evidence obtained up to the date of our auditors' report. However, future events or conditions may cause the Company to cease to continue as a going concern.
- Evaluate the overall presentation, structure and content of the financial statements, including the disclosures, and whether the financial statements represent the underlying transactions and events in a manner that achieves fair presentation.

We communicate with those charged with governance regarding, among other matters, the planned scope and timing of the audit and significant audit findings, including any significant deficiencies in internal control that we identify during our audit.

We also provide those charged with governance with a statement that we have complied with relevant ethical requirements regarding independence, and communicate with them all relationships and other matters that may reasonably be thought to bear on our independence, and where applicable, actions taken to eliminate threats or safeguards applied.


From the matters communicated with those charged with governance, we determine those matters that were of most significance in the audit of the financial statements of the current period and are therefore the key audit matters. We describe these matters in our auditors' report unless law or regulation precludes public disclosure about the matter or when, in extremely rare circumstances, we determine that a matter should not be communicated in our report because the adverse consequences of doing so would reasonably be expected to outweigh the public interest benefits of such communication.

Report on Other Legal and Regulatory Requirements

Further, we report that financial statements of the Company as at and for the year ended 31 December 2023, comply, in all material respects, with the:

- relevant disclosure requirements of the Capital Market Authority; and
- applicable provisions of the Commercial Companies Law of 2019.

Kenneth Macfarlane
8 February 2024



STATEMENT OF PROFIT OR LOSS AND OTHER COMPREHENSIVE INCOME FOR THE YEAR ENDED 31 DECEMBER 2023

	Notes	2023 RO	2022 RO
Revenue	3	79,176,559	74,176,028
Cost of sales	4	(49,586,578)	(43,331,560)
Gross profit		29,589,981	30,844,468
Administrative and general expenses	5	(683,040)	(711,360)
Other income	6	1,224,918	1,352,048
Profit before interest and tax		30,131,859	31,485,156
Finance income		864,635	333,898
Finance costs	7	(6,839,598)	(8,728,113)
Profit before income tax		24,156,896	23,090,941
Income tax expenses	18(a)	(3,630,726)	(3,470,277)
Profit after tax		20,526,170	19,620,664
Other comprehensive income			
Item that are or may be reclassified subsequently to profit or loss:			
Cash flow hedges - fair value adjustments	11	508,180	5,655,837
Cash flow hedges - reclassified to profit or loss	7	(619,771)	2,302,339
Cash flow hedges - deferred tax liability / (asset) on change in fair value	18	16,738	(1,193,729)
Other comprehensive income for the year – net of tax		(94,853)	6,764,447
Total comprehensive income for the year		20,431,317	26,385,111
Earnings per share:			
Basic earnings per share	26	0.0215	0.0206

The notes on pages 54 to 93 are an integral part of these financial statements.
Independent auditors' report – page 46-49

STATEMENT OF FINANCIAL POSITION

AS AT 31 DECEMBER 2023

	Notes	2023 RO	2022 RO
Assets			
Non-current assets			
Property, plant and equipment	8	238,116,599	248,808,129
Right of use assets	9	601,689	647,549
Intangible assets	10	-	175
Derivative financial instruments	11	-	29,279
Total non-current assets		238,718,288	249,485,132
Current assets			
Inventories	12	5,795,556	5,519,281
Trade and other receivables	13	9,115,180	8,403,673
Current portion of derivative financial instruments	11	456,508	376,250
Bank deposits	14	17,615,780	17,333,540
Cash and cash equivalents	14	1,326,499	7,250,823
Total current assets		34,309,523	38,883,567
Total assets		273,027,811	288,368,699
Equity and liabilities			
Share capital	15 (a)	95,457,195	95,457,195
Legal reserve	15 (b)	16,875,190	14,822,573
Retained earnings		48,467,732	37,153,469
Hedging reserve	11 & 15(c)	249,844	344,697
Total equity		161,049,961	147,777,934
Liabilities			
Non-current liabilities			
Long term loan	20	50,787,450	73,305,197
Long term lease liabilities	22	593,820	557,568
Asset retirement obligation	21	811,813	780,136
Deferred tax liabilities	18	24,644,492	24,814,395
Deferred revenue	23	880,348	1,078,882
Derivative financial instruments	11	137,837	-
Total non-current liabilities		77,855,760	100,536,178
Current liabilities			
Current portion of long term loan	20	23,517,264	27,780,298
Trade and other payables	16	6,810,040	9,002,051
Current tax payable	18(d)	3,794,786	3,272,238
Total current liabilities		34,122,090	40,054,587
Total liabilities		111,977,850	140,590,765
Total equity and liabilities		273,027,811	288,368,699
Net assets per share	27	0.169	0.155

The financial statements on pages 50 to 93 were approved and authorised for issue in accordance with a resolution of the Board of Directors on 7 February 2024.


Director

Chief Executive Officer

The notes on pages 54 to 93 are an integral part of these financial statements.

Independent auditors' report – page 46-49

STATEMENT OF CHANGES IN EQUITY

FOR THE YEAR ENDED 31 DECEMBER 2023

	Share capital	Legal reserve	Retained earnings	Hedging reserve	Total
	RO	RO	RO	RO	RO
At 1 January 2022	95,457,195	12,860,507	25,222,303	(6,419,750)	127,120,255
Profit for the year	-	-	19,620,664	-	19,620,664
Other comprehensive income					
Fair value of cash flow hedge adjustments – gross	-	-	-	5,655,837	5,655,837
Reclassification to profit or loss - gross (note 7)	-	-	-	2,302,339	2,302,339
Deferred tax asset on change in fair value of cash flow hedge	-	-	-	(1,193,729)	(1,193,729)
Total comprehensive income for the year	-	-	19,620,664	6,764,447	26,385,111
Transactions with owners of the Company, recognised directly in equity					
Dividend (note 31)	-	-	(5,727,432)	-	(5,727,432)
Transfer to legal reserve (Note 15 b)	-	1,962,066	(1,962,066)	-	-
Total transactions with owners of the Company, recognised directly in equity	-	1,962,066	(7,689,498)	-	(5,727,432)
At 31 December 2022	95,457,195	14,822,573	37,153,469	344,697	147,777,934
At 1 January 2023	95,457,195	14,822,573	37,153,469	344,697	147,777,934
Profit for the year	-	-	20,526,170	-	20,526,170
Other comprehensive income					
Fair value of cash flow hedge adjustments – gross	-	-	-	508,180	508,180
Reclassification to profit or loss - gross (note 7)	-	-	-	(619,771)	(619,771)
Deferred tax asset on change in fair value of cash flow hedge	-	-	-	16,738	16,738
Total comprehensive income for the year	-	-	20,526,170	(94,853)	20,431,317
Transactions with owners of the Company, recognised directly in equity					
Dividend (note 31)	-	-	(7,159,290)	-	(7,159,290)
Transfer to legal reserve (Note 15 b)	-	2,052,617	(2,052,617)	-	-
Total transactions with owners of the Company, recognised directly in equity	-	2,052,617	(9,211,907)	-	(7,159,290)
At 31 December 2023	95,457,195	16,875,190	48,467,732	249,844	161,049,961

The notes on pages 54 to 93 are an integral part of these financial statements.

Independent auditors' report – page 46-49

STATEMENT OF CASH FLOWS

FOR THE YEAR ENDED 31 DECEMBER 2023

	Notes	2023 RO	2022 RO
Cashflows from operating activities:			
Profit for the period		20,526,170	19,620,664
Adjustment for:			
Income tax expenses		3,630,726	3,470,277
Depreciation and amortisation		11,246,335	11,247,860
Amortisation of deferred revenue		(198,534)	(303,905)
Finance costs		6,839,598	8,728,113
Finance income		(864,635)	(333,898)
Reversal of impairment of financial assets		-	(9,917)
Loss on disposal of property, plant and equipment		-	37,024
Provision for asset retirement obligation		50,556	47,472
Changes in:			
Inventories		(276,275)	(58,229)
Trade and other receivables		(673,882)	11,310,086
Trade and other payables		(1,793,979)	(8,694,258)
Customer contributed assets		-	1,382,787
Cash generated from operating activities		38,486,080	46,444,076
Income taxes paid		(3,261,343)	(2,571,675)
Finance cost paid		(6,847,699)	(8,615,727)
Net cash from operating activities		28,377,038	35,256,674
Cash flows from investing activities			
Acquisition of property, plant and equipment		(527,649)	(631,816)
Proceeds from sale of assets		-	3,504
Bank deposits		(282,240)	3,875,780
Finance income received		827,010	207,057
Net cash generated from investing activities		17,121	3,454,525
Cash flows from financing activities:			
Repayment of term loan		(27,159,193)	(26,735,714)
Dividend paid		(7,159,290)	(5,727,432)
Net cash used in financing activities		(34,318,483)	(32,463,146)
Net (decrease) / increase in cash and cash equivalents		(5,924,324)	6,248,053
Cash and cash equivalents at 1 January		7,250,823	1,002,770
Cash and cash equivalents at 31 December	14	1,326,499	7,250,823

Reconciliation of liabilities arising from financing activities (note 14.1)

The notes on pages 54 to 93 are an integral part of these financial statements.

Independent auditors' report – page 46-49

NOTES TO THE FINANCIAL STATEMENTS FOR THE YEAR ENDED 31 DECEMBER 2023

1 Legal status and principal activities

Sembcorp Salalah Power & Water Company SAOG ("the Company") was registered as a closed Omani Joint Stock Company in the Sultanate of Oman on 29 September 2009. The Company registered office address is P.O Box 1466, Postal Code 211, Salalah, Sultanate of Oman.

The Company entered into a Shareholders Agreement ("the Shareholders Agreement") dated 17 November 2009 between Sembcorp Oman First Investment Holding Co Ltd ("SOFIH") 40% shareholder, Sembcorp Oman IPO Holding Co Ltd ("SOIHL") 20% shareholder and Inma Power & Water Company LLC ("IPWC") 40% shareholder. On 8 October 2013, the Company was listed on the Muscat Stock Exchange Company (formerly known as Muscat Securities Market) and became a listed public joint stock company ("SAOG"). For current shareholding refer note 15.

The Company was awarded a tender by the Oman Power & Water Procurement Company SAOC ("OPWP") to build, own and operate an electricity generation and seawater desalination plant together with the associated facilities in the Salalah region ("the Plant").

Significant agreements

The Company has entered into the following major agreements:

- (i) Power and Water Purchase Agreement ("the PWPA") dated 23 November 2009 with Oman Power & Water Procurement Company SAOC ("OPWP") for a period of fifteen years commencing from the date of commercial operations ("Operation period") to procure the power and water produced by the Company;
- (ii) Natural Gas Sales Agreement ("NGSA") dated 23 November 2009 with the Ministry of Oil and Gas ("MOG") of the Government for the supply of natural gas;
- (iii) Usufruct Agreement ("Usufruct Agreement") dated 23 November 2009 with the Ministry of Housing for grant of Usufruct rights over the project site;
- (iv) Long Term Service Agreement ("LTSA") with General Electric International LLC ("GEIL") for maintenance services on gas turbines and generators;
- (v) Government Guarantee Agreement ("Government Guarantee") dated 23 November 2009 with the Government represented by the Ministry of Finance ("MOF"), whereby the MOF is prepared to guarantee the payment by OPWP of its financial obligations to the Company's Senior Lenders under the PWPA; and
- (vi) Operation and Maintenance ("O&M") agreement with Sembcorp Salalah O&M Services Company LLC ("SSOM") dated 8 February 2010 for a period of 15 years from the scheduled commercial operation date.

2 Basis of preparation and material accounting policies

2.1 Basis of preparation

(a) Statement of compliance

These financial statements have been prepared in accordance with International Financial Reporting Standards (IFRS) as issued by the International Accounting Standards Board (IASB), the rules and guidelines on disclosures issued by the Capital Market authority of the Sultanate of Oman (CMA) and the applicable requirement of the Commercial Companies Law of 2019.

NOTES TO THE FINANCIAL STATEMENTS FOR THE YEAR ENDED 31 DECEMBER 2023

2 Basis of preparation and significant material policies *(continued)*

2.1 Basis of preparation *(continued)*

(b) Basis of measurement

These financial statements are prepared on a historical cost basis except where otherwise described in the accounting policies below.

(c) Use of estimates and judgements

The preparation of financial statements in conformity with IFRS requires management to make judgements, estimates and assumptions that affect the application of policies and reported amounts of assets and liabilities, income and expenses.

The estimates and associated assumptions are based on historical experience and various other factors that are believed to be reasonable under the circumstances, the results of which form the basis of making the judgements about carrying values of assets and liabilities that are not readily apparent from other sources. The Company makes estimates and assumptions concerning the future. The resulting accounting estimates will, by definition, seldom equal the related actual results. The areas where accounting assumptions and estimates are significant to the financial statements are disclosed in notes 2.2 and 2.3 below and also in the relevant notes to the financial statements.

The estimates and underlying assumptions are reviewed on an ongoing basis. Revisions to accounting estimates are recognised in the period in which the estimate is revised if the revision affects only that period or in the period of the revision and future periods if the revision affects both current and future periods.

In particular, estimates that involve uncertainties and judgments which have a significant effect on the financial statements include useful lives and residual value of property, plant and equipment measuring / impairment allowance, effectiveness of hedge relationship and asset retirement obligation.

2.2 Judgements

Management has made the following judgements, apart from those involving estimations, which have the most significant effect on the amounts recognised in the financial statements:

(a) Classification plant as lease (IFRS-16) or concession arrangement (IFRIC 12)

Judgement is required to ascertain whether the PWPA agreement with OPWP is a concession arrangement as per IFRIC 12 Service Concession Arrangements or contains a lease as per IFRS 16 Leases and if the agreement contains a lease, judgement is required to classify the lease as an operating lease or a finance lease as per IFRS 16 Leases. Management has evaluated the applicability of IFRIC 12 Service Concession Arrangements and concluded that IFRIC 12 is not applicable to the arrangement as the residual risk is borne by the Company and not OPWP. The estimated useful life of the power plant of 35 years takes into account the Company's right to extend the land lease under a Usufruct Agreement for an additional term. As the Company will extend the land lease until the end of useful life of the plant, lease term of the land has also been considered to expire at the end of the useful life of the plant.

Furthermore, the residual value of the assets will have substantial value at the conclusion of the PWPA and the Company will be able to continue to generate revenue through supply of power and water taking into account the government's future plans to deregulate the power and water sector in Oman.

NOTES TO THE FINANCIAL STATEMENTS FOR THE YEAR ENDED 31 DECEMBER 2023

2 Basis of preparation and material accounting policies *(continued)*

2.2 Judgements *(continued)*

(b) Operating lease and useful life of assets

The Company and OPWP have entered into a PWPA containing a take-or-pay clause favouring the Company. The management had applied the guidance of IFRS 16 'Leases'. Based on management's evaluation, the PWPA with OPWP was considered as a lease within the context of IFRS 16 and has been classified as an operating lease since significant risks and rewards associated with the ownership of the plant lies with the Company and not with OPWP. The primary basis for this conclusion being that the PWPA is for a term of 15 years while the economic life of the power plant is estimated to be 35 years. The present value of minimum lease payments under the PWPA does not substantially recover the fair value of the plant at the inception of the lease.

2.3 Estimates and assumptions

The key assumptions concerning the future and other key sources of estimation uncertainty at the reporting date, that have a significant risk of causing a material adjustment to the carrying amounts of assets and liabilities within the next financial years are included in the following notes:

- Note 11: determining the fair value of the derivative financial instruments.
- Note 8: useful life and impairment of the property, plant and equipment.
- Note 21: determination of asset retirement obligation.

(a) Effectiveness of hedge relationship

At the inception of the hedge, the management documents the hedging strategy and performs hedge effectiveness testing to assess whether the hedge is effective. This exercise is performed at each reporting date to assess whether the hedge will remain effective throughout the term of the hedging relationship. As at the reporting date, the cumulative fair value of the interest rate swaps was RO 0.3 million as asset (31 December 2022 – Liability RO 0.4 million).

(b) Useful lives of property, plant and equipment

Depreciation is charged so as to write off the cost of assets over their estimated useful lives. The calculation of useful lives is based on management's assessment of various factors such as the operating cycles, the maintenance programs, and normal wear and tear using its best estimates. The nature of the assets are buildings, roads and pipelines and plant and machinery. Refer note 8 for carrying values of the nature of the assets.

(c) Asset retirement obligation

Asset retirement obligation is based on management's technical assessment of the probable future costs to be incurred in respect of the decommissioning of the plant and restoration of land. The significant uncertainty in estimating the provision is the cost that will be incurred and the applicable discount rate. It has been assumed that the site will be restored using technology and material that are currently available.

NOTES TO THE FINANCIAL STATEMENTS FOR THE YEAR ENDED 31 DECEMBER 2023

2 Basis of preparation and material accounting policies *(continued)*

2.3 Estimates and assumptions *(continued)*

(d) *Impairment of non-financial assets*

The Company determines whether its non-financial assets are impaired when there are indicators of impairment as defined in IAS 36. This requires an estimation of the value-in-use of the cash-generating unit ('the CGU'), which constitutes the carrying value of property, plant and equipment and right of use assets as at 31 December 2023. Estimating the value-in-use requires the Company to make an estimate of the expected future cash flows from the CGU and also to choose a suitable discount rate in order to calculate the present value of those cash flows. The Company used a weighted average cost of capital of 7.7% (2022: 7.2%) to calculate the present value of cash flows for determining the value-in-use. The carrying value of the CGU as at 31 December 2023 was RO 238.718 million (31 December 2022 - RO 249.456 million).

The recoverable amount of the CGU has been determined based on value in use calculations. These calculations use post-tax cash flow projections based on the financial projections approved by management and based on the historical inflation rates, contractual clauses of PWPA and the estimates for relevant macroeconomic factors. The growth rate considered does not exceed the long-term average growth rate for the utilities industry sectors in which the CGU operates. The decrease in revenue and increase in costs by 1% would not result in an impairment of the CGU as at 31 December 2023, however increase in WACC by 1% may result in carrying amount exceeding the recoverable amount. Management believes that the residual value of the CGU will have substantial value after the current PWPA and the Company will be able to continue to generate revenue through supply of power and water which takes into account the possibility of extension of PWPA as well as the government's future plans to deregulate the power and water sector in Oman.

2.4 Material accounting policies

The accounting policies adopted are consistent with those of the previous financial year.

- (a) Foreign currency
- (i) Functional and presentation currency

The financial statements have been presented in Rial Omani ("RO") which is the functional currency of the Company.

(ii) *Foreign currency transactions*

Transactions in foreign currencies are translated to the respective functional currency of the Company at foreign exchange rates at the dates of the transactions. Monetary assets and liabilities denominated in foreign currencies at the reporting date are translated to the functional currency at the exchange rate at that date. The foreign currency gain or loss on monetary items is the difference between amortised cost in the functional currency at the beginning of the period, adjusted for effective interest and payments during the period, and the amortised cost in foreign currency translated at the exchange rate at the end of the reporting period. Non-monetary assets and liabilities denominated in foreign currencies that are measured at historical cost are translated to the functional currency at the exchange rate at the date of the transaction. Non-monetary assets and liabilities measured at fair value in foreign currencies are translated into the functional currency at foreign exchange rates ruling at the dates the fair value was determined. Foreign currency differences arising on translation of monetary items are recognised in profit or loss, except for differences arising on the retranslation of qualifying cash flow hedges, which are recognised in other comprehensive income. Non-monetary items that are measured in terms of historical cost in a foreign currency are translated using the exchange rate at the date of the transaction.

NOTES TO THE FINANCIAL STATEMENTS FOR THE YEAR ENDED 31 DECEMBER 2023

2 Basis of preparation and material accounting policies *(continued)*

2.4 Material accounting policies *(continued)*

(b) Financial instruments

(i) Financial assets

Classification

The Company on initial recognition classifies its financial assets in the following measurement categories:

- those to be measured subsequently at fair value (either through other comprehensive income (FVOCI), or through profit or loss (FVTPL)), and
- those to be measured at amortised cost.

The classification depends on the entity's business model for managing the financial assets and the contractual terms of the cash flows. The Company reclassifies these financial assets, when and only when its business model for managing those financial assets changes.

Recognition

Regular way purchases and sales of financial assets are recognised on trade-date, the date on which the Company becomes a counterparty to a contract..

Derecognition

Financial assets

The Company derecognises a financial asset when:

- the contractual rights to the cash flows from the financial asset expire; or
- it transfers the rights to receive the contractual cash flows in a transaction in which either:
 - substantially all of the risks and rewards of ownership of the financial asset are transferred; or
 - the Company neither transfers nor retains substantially all of the risks and rewards of ownership and it does not retain control of the financial asset.

The Company enters into transactions whereby it transfers assets recognised in its statement of financial position, but retains either all or substantially all of the risks and rewards of the transferred assets. In these cases, the transferred assets are not derecognised.

NOTES TO THE FINANCIAL STATEMENTS FOR THE YEAR ENDED 31 DECEMBER 2023

2 Basis of preparation and material accounting policies *(continued)*

2.4 Material accounting policies *(continued)*

(b) Financial instruments (continued)

Derecognition (continued)

Financial liabilities

The Company derecognises a financial liability when its contractual obligations are discharged or cancelled, or expire. The Company also derecognises a financial liability when its terms are modified and the cash flows of the modified liability are substantially different, in which case a new financial liability based on the modified terms is recognised at fair value.

On derecognition of a financial liability, the difference between the carrying amount extinguished and the consideration paid (including any non-cash assets transferred or liabilities assumed) is recognised in profit or loss.

Measurement

At initial recognition, the Company measures a financial asset at its fair value plus, in the case of a financial asset not at fair value through profit or loss (FVTPL), transaction costs that are directly attributable to the acquisition of the financial asset. Transaction cost for financial assets carried at FVTPL are expensed in profit or loss.

Financial assets with embedded derivatives are considered in their entirety when determining whether their cash flows are solely payment of principal and interest.

Subsequent measurement of debt instruments depends on the Company's business model for managing the asset and the cash flow characteristics of the asset. There are three measurement categories into which the Company classifies its financial assets:

Amortised cost: Assets that are held for collection of contractual cash flows where those cash flows represent solely payments of principal and interest are measured at amortised cost. Interest income from these financial assets is included in finance income using the effective interest rate method. Any gain or loss arising on derecognition is recognised directly in profit or loss and presented in other gains/(losses) together with foreign exchange gains and losses. Impairment losses are presented as separate line item in the statement of profit or loss.

FVOCI: Assets that are held for collection of contractual cash flows and for selling the financial assets, where the assets' cash flows represent solely payments of principal and interest, are measured at FVOCI. Movements in the carrying amount are taken through OCI, except for the recognition of impairment gains or losses, interest income and foreign exchange gains and losses which are recognised in profit or loss. When the financial asset is derecognised, the cumulative gain or loss previously recognised in OCI is reclassified from equity to profit or loss and recognised in other gains/(losses). Interest income from these financial assets is included in finance income using the effective interest rate method. Foreign exchange gains and losses are presented in other gains/(losses) and impairment expenses are presented as separate line item in the statement of profit or loss.

FVPL: Assets that do not meet the criteria for amortised cost or FVOCI are measured at FVPL. A gain or loss on a debt investment that is subsequently measured at FVPL is recognised in profit or loss and presented net within other gains/(losses) in the period in which it arises.

Impairment of financial assets

The Company assesses on a forward looking basis the expected credit losses associated with its financial instruments carried at amortised cost and debt instrument classified as FVOCI.

NOTES TO THE FINANCIAL STATEMENTS FOR THE YEAR ENDED 31 DECEMBER 2023

2 Basis of preparation and material accounting policies *(continued)*

2.4 Material accounting policies *(continued)*

(b) Financial instruments (continued)

(i) Financial assets (continued)

Impairment of financial assets (continued)

Under IFRS 9, loss allowance are measured on either of the following bases:

- 12 month ECL: these are ECLs that result from possible default events within 12 months after the reporting date; and
- Lifetime ECL: these are ECLs that result from all possible default events over the expected life of a financial instrument.

The Company measures loss allowance at an amount equal to lifetime ECLs, except for the following, which are measured as 12- month ECLs:

- Financial assets that are determined to have low credit risk at the reporting date; and
- Finance assets for which credit risk (i.e. the risk of default occurring over the expected life of the financial instrument) has not increased significantly since initial recognition.

General approach

The Company applies three-stage approach to measuring ECL. Assets migrate through the three stages based on the change in credit quality since initial recognition. Financial assets with significant increase in credit risk since initial recognition, but not credit impaired, are transitioned to stage 2 from stage 1 and ECL is recognised based on the probability of default (PD) of the counter party occurring over the life of the asset. All other financial assets are considered to be in stage 1 unless it is credit impaired and an ECL is recognised based on the PD of the customer within next 12 months. Financial assets are assessed as credit impaired when there is a detrimental impact on the estimated future cash flows of the financial asset. The Company applies general approach to all financial assets except trade receivable without significant financing component.

Simplified approach

The Company applies simplified approach to measuring credit losses, which mandates recognition of lifetime expected loss allowance for trade receivables without significant financing component. Under simplified approach, there is no need to monitor for significant increases in credit risk and the Company will be required to measure lifetime expected credit losses at all times.

Significant increase in credit risk

When determining whether the credit risk of a financial asset has increased significantly since initial recognition and when estimating ECLs, the Company considers reasonable and supportable information that is relevant and available without undue cost or effort. This includes both quantitative and qualitative information and analysis, based on the Company's historical experience and informed credit assessment and including forward- looking information.

The Company assumes that the credit risk on a financial asset has increased significantly based on the certain delinquency period (days past due) or if exposure has moved from investment grade to non-investment grade on credit rating scale of independent credit rating agency in case of low credit risk instrument.

NOTES TO THE FINANCIAL STATEMENTS FOR THE YEAR ENDED 31 DECEMBER 2023

2 Basis of preparation and material accounting policies *(continued)*

2.4 Material accounting policies *(continued)*

(b) Financial instruments (continued)

Significant increase in credit risk (continued)

To determine whether a financial instrument has low credit risk, the Company uses internal credit ratings which are mapped to the external credit rating agencies such as Moody's etc. The Company considers that the rating within the investment grade, (the Company considers this to be Ba3 or higher per Moody's), are considered a low risk and have less likelihood of default. Where the external rating of a financial instrument is not available, the Company reviews the ability of the counterparty by reviewing their financial statements and other publicly available information.

The Company considers a financial asset to be in default when the borrower is unlikely to pay its credit obligations to the Company in full, without recourse by the Company to actions such as realizing security (if any is held) or based on the certain delinquency period (days past due).

Measurement of ECLs

ECLs are a probability weighted estimate of credit losses. Credit losses are measured as the present value of all cash shortfalls (i.e. the difference between the cash flows due to the Company in accordance with the contract and the cash flows that the Company expects to receive). ECLs are discounted at the effective interest rate of the financial asset. The maximum period considered when estimating ECLs is the maximum contractual period over which the Company is exposed to credit risk.

Credit-impaired financial assets

At each reporting date, the Company assesses whether financial assets carried at amortised cost are credit impaired. A financial asset is 'credit-impaired' when one or more events that have a detrimental impact on the estimated future cash flows of the financial asset have occurred.

(ii) Derivatives and hedging activities

Derivative financial instruments

All derivatives in scope of IFRS 9, are initially recognised at fair value on the date a derivative contract is entered into and are subsequently remeasured to their fair value at the end of each reporting period. Fair value changes are recognised in profit or loss unless the entity has elected to apply hedge accounting by designating the derivative as a hedging instrument in an eligible hedging relationship.

Cash flow hedges

When a derivative is designated as the hedging instrument in a hedge of the variability in cash flows attributable to a particular risk associated with a recognised asset or liability or a highly probable forecast transaction, the effective portion of changes in the fair value of the derivative is recognised in other comprehensive income and presented in the hedging reserve in equity. Any ineffective portion of changes in the fair value of the derivative is recognised immediately in profit or loss. If the hedging instrument no longer meets the criteria for hedge accounting, expires or is sold, terminated or is exercised, then hedge accounting is discontinued prospectively.

The gain or loss relating to the effective portion of the interest rate swaps hedging variable rate borrowings is recognised in profit or loss within finance cost at the same time as the interest expense on the hedged borrowings. Any ineffective portion of changes in the fair value of the derivative is recognised immediately in profit or loss.

When a hedging instrument expires or is sold, terminated or exercised, or the entity revokes designation of the hedge relationship but the hedged forecast transaction is still expected to occur, then hedge accounting is discontinued prospectively. The cumulative gain or loss at that point remains in equity and is recognised in accordance with the above policy when the transaction occurs. If the hedged transaction is no longer expected to take place, the cumulative unrealised gain or loss recognised in equity is recognised immediately in profit or loss.

NOTES TO THE FINANCIAL STATEMENTS FOR THE YEAR ENDED 31 DECEMBER 2023

2 Basis of preparation and material accounting policies (continued)

2.4 Material accounting policies (continued)

(b) Financial instruments (continued)

(ii) Derivatives and hedging activities (continued)

Embedded derivatives

An embedded derivative is a component of a contract that also includes a non-derivative host with the effect that some of the cash flows of the combined contract vary in a way similar to a stand-alone derivative.

Embedded derivatives are separated from the host contract and accounted for separately if the host contract is not a financial asset and if the criteria below is met:

- a. The economic characteristics and risks of the embedded derivative are not closely related to the economic characteristics and risks of the host;
- b. A separate instrument with the same terms as the embedded derivative would meet the definition of a derivative, and;
- c. The contract is not measured at fair value with changes in fair value recognised in profit or loss.

Embedded derivatives which are required to be separated are recognised at fair value with all subsequent changes in fair value recognised in profit or loss. Embedded derivatives that are not required to be separated are considered as part of the host contract and not accounted for separately.

(c) Interest bearing borrowings

Interest-bearing borrowings are recognised initially at fair value less attributable costs such as loan arrangement fee. Subsequent to initial recognition, interest-bearing borrowings are stated at amortised cost with any difference between cost and redemption value being recognised in profit and loss over the expected period of borrowings on an effective interest rate basis.

Borrowings are removed from the statement of financial position when the obligation specified in the contract is discharged, cancelled or expired. The difference between the carrying amount of a financial liability that has been extinguished or transferred to another party and the consideration paid, including any non-cash assets transferred or liabilities assumed, is recognised in profit or loss as other income or finance costs.

(d) Trade and other payables

These amounts represent liabilities for goods and services provided to the Company prior to the end of financial year which are unpaid. The amounts are unsecured and are usually paid within 30 days of recognition. Trade and other payables are presented as current liabilities unless payment is not due within 12 months after the reporting period. They are recognised initially at their fair value and subsequently measured at amortised cost using the effective interest method.

(e) Trade receivables

Trade receivables are amounts due from customers for goods sold or services performed in the ordinary course of business. They are generally due for settlement within 25 days and therefore are all classified as current. Trade receivables are recognised initially at the amount of consideration that is unconditional unless they contain significant financing components, when they are recognised at fair value. The Company holds the trade receivables with the objective to collect the contractual cash flows and therefore measures them subsequently at amortised cost using the effective interest method.

NOTES TO THE FINANCIAL STATEMENTS FOR THE YEAR ENDED 31 DECEMBER 2023

2 Basis of preparation and material accounting policies (continued)

2.4 Material accounting policies (continued)

(f) Cash and cash equivalents

Cash and cash equivalents includes cash on hand and other short-term, highly liquid investments with original maturities of ninety days or less that are readily convertible to known amounts of cash and which are subject to an insignificant risk of changes in value.

(g) Property, plant and equipment

(i) Recognition and measurement

Items of property, plant and equipment are measured at cost less accumulated depreciation and accumulated impairment losses. Cost includes expenditure that is directly attributable to the acquisition of the asset. The cost of self-constructed assets includes the cost of materials, direct labour and any other costs directly attributable to bringing the assets to a working condition for their intended use, the costs of dismantling and removing the items and restoring the site on which they are located and capitalised borrowing costs.

When parts of an item of property, plant and equipment have different useful lives, they are accounted for as separate items (major components) of property, plant and equipment.

Gains and losses on disposal of an item of property, plant and equipment are determined by comparing the proceeds from disposal with the carrying amount of property, plant and equipment, and are recognised net within other income in profit or loss.

(ii) Subsequent expenditure

Subsequent expenditure is capitalised only when it increases future economic benefits embodied in the specific asset to which it relates.

Subsequent expenditure relating to property, plant and equipment that has already been incurred is added to the carrying amount of the asset when it is probable that future economic benefits, in excess of the originally assessed standard of performance of the existing asset, will flow to the Company. All other subsequent expenditure is recognised as an expense in the period in which it is incurred.

(iii) Depreciation

Depreciation is calculated using the straight-line method to allocate the cost less its residual value so as to write off items of property, plant and equipment over their estimated useful lives. Each part of an item of property, plant and equipment with a cost that is significant in relation to the total cost of an item is depreciated separately. The estimated useful lives are as follows:

	Years
Buildings	30 to 35
Roads and pipelines	10 to 35
Plant and machinery	20 to 35
Plant and machinery (Tools and equipment)	2 to 12
Office equipment	3 to 10
Motor vehicles	5 to 10
Computer equipment	3 to 5

Certain items of property, plant and equipment are subject to overhauls at regular intervals. The inherent components of the initial overhaul are determined based on the estimated costs of the next overhaul and are separately depreciated in order to reflect the estimated intervals between two overhauls. The costs of the overhauls subsequently incurred are capitalised as additions and the carrying amounts of the replaced components are written off to the profit or loss.

NOTES TO THE FINANCIAL STATEMENTS FOR THE YEAR ENDED 31 DECEMBER 2023

2 Basis of preparation and material accounting policies (continued)

2.4 Material accounting policies (continued)

(g) Property, plant and equipment (continued)

(iv) Capital work in progress

Capital work in progress is measured at cost less impairment (if any), and is not depreciated until it is transferred into one of the above categories, which occurs when the asset is ready for its intended use.

(v) Site restoration

A liability for future site restoration is recognised as the activities giving rise to the obligation of future site restoration. The liability is measured at the present value of the estimated future cash outflows to be incurred on the basis of current technology. The liability includes all costs associated with site restoration, including plant closure and monitoring costs.

(h) Impairment of non-financial assets

The carrying amounts of the Company's non-financial assets, other than inventories and deferred tax assets, are reviewed at each reporting date to determine whether there is any indication of impairment. If any such indication exists, the assets' recoverable amounts are estimated. An impairment loss is recognised whenever the carrying amount of an asset or its cash-generating unit exceeds its recoverable amount. A cash-generating unit is the smallest identifiable asset group that generates cash flows that largely are independent from other assets. Impairment losses are recognised in the profit and loss statement unless it reverses a previous revaluation that was credited to equity, in which case it is charged to equity. Impairment losses recognised in respect of cash-generating units are allocated first to reduce the carrying amount of any goodwill allocated to the cash-generating units and then, to reduce the carrying amounts of the other assets in cash-generating units on a pro rata basis.

The recoverable amount of an asset or cash-generating unit is the greater of its value in use and its fair value less costs to sell. In assessing value in use, the estimated future cash flows are discounted to their present value using a pre-tax discount rate that reflects current market assessments of the time value of money and the risks specific to the asset or cash-generating unit.

Management determines whether there are any indications of impairment to the carrying values of property, plant and equipment on an annual basis because of the difference between the duration of contracted cash flows and accounting depreciation of assets. This requires an estimation of the value in use of the cash generating units. Estimating the value in use requires the Company to make an estimate of the expected future cash flows for the period lying beyond the term of the initial PWPA and also choose a suitable discount rate in order to calculate the present value of those cash flows.

In respect of other assets, impairment losses recognised in prior periods are assessed at each reporting date for any indications that the loss has decreased or no longer exists.

An impairment loss is reversed if there has been a change in the estimates used to determine the recoverable amount. An impairment loss is reversed only to the extent that the asset's carrying amount does not exceed the carrying amount that would have been determined, net of depreciation or amortisation, if no impairment loss had been recognised.

(i) Leases

At inception of a contract, the Company assesses whether a contract is, or contains, a lease. A contract is, or contains, a lease if the contract conveys the right to control the use of an identified asset for a period of time in exchange for consideration.

(i) Company as a lessee

Leases are recognised as a right-of-use asset and a corresponding liability at the date at which the leased asset is available for use by the Company. Each lease payment is allocated between the liability and finance cost. The finance cost is charged to profit or loss over the lease period so as to produce a constant periodic rate of interest on the remaining balance of the liability for each period. The right-of-use asset is depreciated over the shorter of the asset's useful life and the lease term on a straight-line basis.

NOTES TO THE FINANCIAL STATEMENTS FOR THE YEAR ENDED 31 DECEMBER 2023

2 Basis of preparation and material accounting policies (continued)

2.4 Material accounting policies (continued)

(i) Leases (continued)

(i) Company as a lessee (continued)

Assets and liabilities arising from a lease are initially measured on a present value basis. Lease liabilities include the net present value of the following lease payments:

- fixed payments (including in-substance fixed payments), less any lease incentives receivable
- variable lease payment that are based on an index or a rate
- amounts expected to be payable by the lessee under residual value guarantees
- the exercise price of a purchase option if the lessee is reasonably certain to exercise that option, and
- payments of penalties for terminating the lease, if the lease term reflects the lessee exercising that option.

The lease payments are discounted using the interest rate implicit in the lease, if that rate can be determined, or the Company's incremental borrowing rate. Right-of-use assets are measured at cost comprising the following:

- the amount of the initial measurement of lease liability
- any lease payments made at or before the commencement date less any lease incentives received
- any initial direct costs, and
- restoration costs.

Payments associated with short-term leases and leases of low-value assets are recognised on a straight-line basis as an expense in profit or loss. Short-term leases are leases with a lease term of 12 months or less. The Company accounts for each lease component within the contract as a lease separately from non-lease components of the contract.

The lease term is considered to be the non-cancellable period for which the Company has the right to use an underlying asset. The lease term is adjusted for periods covered by an option to extend; if it is reasonably certain that the option will be exercised as well as periods covered by an option to terminate the lease; if it is reasonably certain that the option will not be exercised.

(ii) Company as lessor

At inception or on modification of a contract that contains a lease component, the Company allocates the consideration in the contract to each lease component on the basis of their relative standalone prices.

When the Company acts as a lessor, it determines at lease inception whether each lease is a finance lease or an operating lease.

To classify each lease, the Company makes an overall assessment of whether the lease transfers substantially all of the risks and rewards incidental to ownership of the underlying asset. If this is the case, then the lease is a finance lease; if not, then it is an operating lease. As part of this assessment, the Company considers certain indicators such as whether the lease is for the major part of the economic life of the asset.

When the Company is an intermediate lessor, it accounts for its interests in the head lease and the sub-lease separately. It assesses the lease classification of a sub-lease with reference to the right-of-use asset arising from the head lease, not with reference to the underlying asset. If a head lease is a short-term lease to which the Company applies the exemption described above, then it classifies the sub-lease as an operating lease.

If an arrangement contains lease and non-lease components, then the Company applies IFRS 15 to allocate the consideration in the contract.

The Company applies the derecognition and impairment requirements in IFRS 9 to the net investment in the lease. The Company further regularly reviews estimated unguaranteed residual values used in calculating the gross investment in the lease.

The Company recognises lease payments received under operating leases as income on a straightline basis over the lease term as part of 'other revenue'.

NOTES TO THE FINANCIAL STATEMENTS FOR THE YEAR ENDED 31 DECEMBER 2023

2 Basis of preparation and material accounting policies (continued)

2.4 Material accounting policies (continued)

(j) Provisions

A provision is recognised in the statement of financial position when the Company has a legal or constructive obligation as a result of a past event, and it is probable that an outflow of economic benefits will be required to settle the obligation. If the effect is material, provisions are determined by discounting the expected future cash flows at a pre-tax rate that reflects current market assessments of the time value of money and, where appropriate, the risks specific to the liability.

(k) Revenue recognition

Revenue is measured at the fair value of the consideration received or receivable, net of returns and allowances, trade discounts and volume rebates.

Contracts with customers

The Company recognises revenue in accordance with PWPA as defined in note 1 of the financial statements. The contract consists of two revenue streams, which are:

1.) Capacity charge

- a. Investment charge
- b. Fixed operation and maintenance charge

2.) Variable charge (i.e. energy, water and fuel charge)

Capacity charge

Capacity charge includes investment charge and fixed O&M charge. Investment charge is treated as revenue under operating lease and recognised on straight line basis over the lease term.

Fixed O&M charge is recognised based on the capacity made available in accordance with contractual terms stipulated in PWPA and recognised under IFRS15.

Variable charge

Energy charge, water output charge and fuel charge are recognised when electricity and water are delivered; which is taken to be over time when the customer has accepted the deliveries, the control of utilities have been transferred to the customer and there is no unfulfilled obligation that could affect the customer's acceptance of the utilities.

There are no significant judgements that are involved while recognising revenue from contracts with customers.

Performance obligation

The Company sells electricity and water to OPWP in Oman which is the only customer of the Company. The contracts with the customer give rise to performance obligations namely production/ supply of electricity and water and making available the capacity for production. Transaction prices for each performance obligation are identifiable in the named contracts with OPWP separately and are equal to stand-alone selling prices of each performance obligation under PWPA.

The Company satisfies performance obligations upon actual delivery of water and electricity output and by making capacity available.

Determination of transaction price

Invoicing is as per transaction price (tariff) based on contracts. The payment terms are for less than a month and accordingly, transaction price does not contain any significant financing component.

The Company has a long term agreement with OPWP which determines performance obligation, transaction price and allocates the transaction price to each of the separate performance obligations.

NOTES TO THE FINANCIAL STATEMENTS FOR THE YEAR ENDED 31 DECEMBER 2023

2 Basis of preparation and material accounting policies *(continued)*

2.4 Material accounting policies *(continued)*

(k) Revenue recognition (continued)

Determination of transaction price *(continued)*

Accumulated experience is used to estimate and provide for the discounts, using the expected value method, and revenue is only recognised to the extent that it is highly probable that a significant reversal will not occur.

The Company does not adjust any of the transaction prices for time value of money as the period between the transfer of the promised goods or services to the customer and payment by the customer does not exceed one year and the sales are made with agreed credit terms which is in line with the industry practice.

(l) Finance income and cost

Finance income/cost comprises interest received on bank deposits, foreign exchange gains and losses and interest expense that are recognised using the effective interest method.

The 'effective interest rate' is the rate that exactly discounts estimated future cash payments or receipts through the expected life of the financial instrument to:

- the gross carrying amount of the financial asset; or
- the amortised cost of the financial liability.

In calculating interest income and expense, the effective interest rate is applied to the gross carrying amount of the asset (when the asset is not credit-impaired) or to the amortised cost of the liability. However, for financial assets that have become credit-impaired subsequent to initial recognition, interest income is calculated by applying the effective interest rate to the amortised cost of the financial asset. If the asset is no longer credit-impaired, then the calculation of interest income reverts to the gross basis.

(m) Borrowing costs

Borrowing costs directly attributable to the acquisition, construction or production of qualifying assets, which are assets that necessarily take a substantial period of time to get ready for their intended use, are added to the cost of those assets, until such time that the assets are substantially ready for their intended use. Investment income earned on the temporary investment of specific borrowings pending their expenditure on qualifying assets is deducted from the cost of those assets. All other borrowing costs are recognised as expenses in the period in which they are incurred.

(n) Inventories

Inventories are stated at the lower of cost and net realisable value. Costs are those expenses incurred in bringing each product to its present location and condition. The cost of raw materials and consumables and goods for resale is based on weighted average method and consists of direct costs of materials and related overheads.

Net realisable value is the estimated selling price in the ordinary course of business, less applicable variable selling expenses. Provision is made where necessary for obsolete, slow moving and defective items, based on management's assessment.

NOTES TO THE FINANCIAL STATEMENTS FOR THE YEAR ENDED 31 DECEMBER 2023

2 Basis of preparation and material accounting policies (continued)

2.4 Material accounting policies (continued)

(o) Income tax expense

Income tax expense comprises current and deferred tax. Income tax expense is recognised in the statement of profit and loss and other comprehensive income except to the extent that it relates to items recognised directly in equity, in which case it is recognised in equity.

Current tax is the expected tax payable on the taxable income for the period, using tax rates enacted or substantially enacted at the reporting date, and any adjustment to tax payable in respect of previous years.

Deferred tax is calculated using the balance sheet liability method, providing for temporary differences between the carrying amounts of assets and liabilities for financial reporting purposes and the amounts used for taxation purposes. Deferred tax is measured at the tax rates that are expected to be applied to the temporary difference when they reverse, based on the laws that have been enacted or substantively enacted by the reporting date.

A deferred tax asset is recognised only to the extent that it is probable that future taxable profits will be available against which the temporary differences can be utilised. Deferred tax assets are reviewed at each reporting date and are reduced to the extent that it is no longer probable that the related tax benefits will be realised.

Deferred tax assets and liabilities are offset if there is a legally enforceable right to offset current tax assets and liabilities and they relate to income taxes levied by the same tax authority on the same taxable entity, or on different taxable entities, but they intend to settle current tax assets and liabilities on a net basis or their tax assets and liabilities will be realised simultaneously.

In determining the amount of current and deferred tax, the Company takes into account the impact of uncertain tax positions and whether additional taxes and interest may be due. The assessment regarding adequacy of tax liability for open tax year relies on estimates and assumptions and may involve a series of judgments about future events. New information may become available that causes the Company to change its judgment regarding the adequacy of existing tax liabilities; such changes to tax liabilities will impact tax expense in the period that such a determination is made.

The Company has adopted Deferred Tax related to Assets and Liabilities arising from a Single Transaction (Amendments to IAS 12) from 1 January 2023. The amendments narrow the scope of the initial recognition exemption to exclude transactions that give rise to equal and offsetting temporary differences.

The Company previously accounted for deferred tax on leases and decommissioning liabilities by applying the 'integrally linked' approach, resulting in a similar outcome as under the amendments, except that the deferred tax asset or liability was recognised on a net basis. Following the amendments, the Company has recognised a separate deferred tax asset in relation to its lease liabilities and a deferred tax liability in relation to its right-of-use assets. However, there was no impact on the statement of financial position because the balances qualify for offset under paragraph 74 of IAS 12. There was also no impact on the opening retained earnings as at 1 January 2022 as a result of the change. The key impact for the Company relates to disclosure of the deferred tax assets and liabilities recognised.

(p) Employee benefits

Obligations for contributions to a defined contribution retirement plan, for Omani employees, in accordance with the Omani Social Insurance Scheme, are recognised as an expense in profit and loss as the related service is provided.

The Company's obligation in respect of non-Omani employees' terminal benefits is the amount of future benefit that such employees have earned in return for their service in the current and prior periods having regard to the employee contract and Oman Labour Law 2003, as amended.

In accordance with the provisions of IAS 19, Employee benefits, management carries an exercise to assess the present value of the Company's obligations as of reporting date, using the actuarial techniques, in respect of employees' end of service benefits payable under the Oman aforesaid Labour Law. Under this method, an assessment is made of an employee's expected service life with the Company and the expected basic salary at the date of leaving the service.

NOTES TO THE FINANCIAL STATEMENTS FOR THE YEAR ENDED 31 DECEMBER 2023

2 Basis of preparation and material accounting policies *(continued)*

2.4 Material accounting policies *(continued)*

(q) Directors' remuneration

Directors' remunerations are computed in accordance with the Commercial Companies Law, as per the requirements of Capital Market Authority and are recognised as an expense in the statement of profit or loss.

(r) Dividend

The Board of Directors takes into account appropriate parameters including the requirements of the Commercial Companies Law while recommending the dividend.

Dividend distribution to the Company's shareholders is recognised as a liability in the Company's financial statements in the period in which the dividends are approved by the shareholders.

(s) Earnings and net assets per share

The Company presents earnings per share (EPS) and net assets per share data for its ordinary shares. Basic EPS is calculated by dividing the profit or loss attributable to ordinary shareholders of the Company by the weighted average number of ordinary shares outstanding during the year.

Net assets per share is calculated by dividing the net assets attributable to ordinary shareholders of the Company by the number of ordinary shares outstanding during the year. Net assets for the purpose is defined as total equity less hedging deficit/surplus. Net assets per share is not a defined performance measure in IFRS standards.

(t) Segmental reporting

Operating segments are reported in a manner consistent with the internal reporting provided to the chief operating decision-maker. The chief operating decision-maker, who is responsible for allocating resources and assessing performance of the operating segments, has been identified as the Chief Executive Officer who manages the company on a day-to-day basis, as per the directives given by the board of directors that makes strategic decisions.

(u) Share capital

Ordinary shares are classified as equity. Incremental costs directly attributable to the issuance of new ordinary shares and share options are deducted against the share capital account, net of any tax effects. Where the Company's ordinary shares are repurchased (treasury shares), the consideration paid, excluding any directly attributable incremental costs, is deducted from equity attributable to the Company's equity holders and presented as reserve for own shares within equity, until they are cancelled, sold or reissued.

(v) Determination of fair values

(i) Trade and other receivables

The fair value of trade and other receivables including cash and bank balances approximates to their carrying amount due to their short-term maturity.

(ii) Derivatives

The fair value of interest rate swaps is calculated by discounting estimated future cash flows based on the terms and maturity of each contract and using market interest rates for a similar instrument at the measurement date. This calculation is tested for reasonableness through comparison with the valuations received from the parties issuing the instruments.

(iii) Non-derivative financial liabilities

Fair value, which is determined for disclosure purposes, is calculated based on the present value of future principal and interest cash flows, discounted at the market rate of interest at the reporting date.

NOTES TO THE FINANCIAL STATEMENTS FOR THE YEAR ENDED 31 DECEMBER 2023

2 Basis of preparation and material accounting policies *(continued)*

2.4 Material accounting policies *(continued)*

(w) New standards or amendments for 2023 and forthcoming requirements

A number of new standards, amendments to standards and interpretations are effective for the periods beginning on or after 1 January 2023. Those, which are relevant to the Company, are set out below.

New and revised IFRS in issue and effective

- IFRS 17 Insurance contracts;
- Disclosure of Accounting Policies (Amendments to IAS 1 and IFRS Practice Statement 2);
- Definition of Accounting estimates (Amendments to IAS 8);
- Pillar two model rules - Amendments to IAS 12; and
- Deferred Tax related to Assets and liabilities arising from a single Transaction (Amendments to IAS 12).

These standards do not have any material impact on these financial statements.

New and revised IFRS in issue but not yet effective

The following new or amended standards are not expected to have a significant impact on the Company's financial statements.

- Amendments to IAS 1, Presentation of financial statements' on classification of liabilities. Effective date of this amendment is for annual periods beginning on or after 1 January 2024;
- Lease Liability in a Sale and Leaseback (Amendments to IFRS 16). Effective date of this amendment is for annual periods beginning on or after 1 January 2024;
- Amendment to IAS 7 and IFRS 7, Supplier Finance Arrangements. Effective date of this amendment is for annual periods beginning on or after 1 January 2024;
- Non-current Liabilities with Covenants (Amendments to IAS 1). Effective date of this amendment is for annual periods beginning on or after 1 January 2024; and
- Amendments to IAS 21, Lack of Exchangeability). Effective date of this amendment is for annual periods beginning on or after 1 January 2025;

There are no other IFRS standards, amendments or interpretations that are expected to have a material impact on the Company.

NOTES TO THE FINANCIAL STATEMENTS FOR THE YEAR ENDED 31 DECEMBER 2023

3 Revenue

	2023	2022
	RO	RO
Operating lease income - Investment charges	42,989,411	42,974,756
Revenue from contracts with customers		
Fixed operation and maintenance charge	9,655,998	9,243,138
Fuel charges	24,804,320	20,341,325
Energy charges	1,063,921	997,429
Water output charges	662,909	619,380
	36,187,148	31,201,272
	79,176,559	74,176,028

Disaggregation of revenue

The revenue has been disaggregated based on the key drivers by which the Company receives and recognises its revenue.

Allocation of transaction price to remaining performance obligations

The Company has no unsatisfied performance obligations with respect to the billed revenue. The Company has right to invoice for every unit of output and making available the designated capacity. Actual invoicing for the delivered output is done at the end of every month.

The Company has recognised impairment losses on receivables arising from Company's contract with customer (note 13.1).

All the revenue of the Company accrues from contracts with customers within the Sultanate of Oman.

4 Cost of sales

	2023	2022
	RO	RO
Fuel cost	24,343,654	19,660,409
Depreciation (note 8 and 9)	11,215,414	11,217,253
Operation and maintenance cost (note 19)	8,116,083	7,489,451
Contractual services maintenance cost	4,339,562	3,279,126
Insurance cost	889,610	870,622
Incentive payment (note 19)	406,225	479,723
Security charges	101,835	98,153
License and permits	52,371	52,371
Provision for asset retirement obligation (note 21)	50,556	47,472
Other overheads	43,035	79,308
Electricity import cost	28,233	57,672
	49,586,578	43,331,560

NOTES TO THE FINANCIAL STATEMENTS FOR THE YEAR ENDED 31 DECEMBER 2023

5 Administrative and general expenses

	2023	2022
	RO	RO
Staff costs	280,334	255,749
Directors' remuneration and sitting fees (note 19)	130,205	142,206
Legal and professional charges	63,650	100,244
Fee and subscription	94,182	94,081
Charity and donations	60,000	60,000
Depreciation and amortization (note 8 and 10)	30,921	30,607
Other admin and general expenses	19,614	16,466
Travelling expenses	4,134	21,924
(Reversal) on financial assets [note 24(b)]	-	(9,917)
	683,040	711,360

Professional Services

The professional fees due to the external auditor for the year 2023 in amount of RO 23,250 (plus actual outlays) (2022: 22,000) which include the audit fees, interim reviews of the financial statements, the fees related to AUP report on the Company's Corporate Governance report and XBRL report.

6 Other income

Material adverse change claim	1,026,384	1,085,167
Amortization of deferred revenue (note 23)	198,534	303,905
(Loss) on disposal of assets	-	(37,024)
	1,224,918	1,352,048

Material adverse change claim is a reimbursement of increase in the Company's cost resulting from buyer risk event in accordance with PWPA.

7 Finance costs

Interest expense on project financing	6,991,319	5,836,367
Interest (income) / expense on interest rate swap	(619,771)	2,302,339
Deferred financing cost (note 14.1)	378,412	495,521
Interest expense on lease liabilities (note 22)	36,252	33,996
Commission and bank charges	53,386	51,663
Interest expense on short term borrowings	-	8,227
	6,839,598	8,728,113

Interest expense on project financing and deferred finance cost relate to the term loans. Interest expense on swaps relates to the derivative financial instruments.

NOTES TO THE FINANCIAL STATEMENTS FOR THE YEAR ENDED 31 DECEMBER 2023

8 Property, plant and equipment

	Buildings RO	Roads and pipelines RO	Plant and machinery RO	Office equipment RO	Motor vehicles RO	Computer equipment RO	Capital work in progress RO	Total RO
Cost								
At 1 January 2023	48,652,121	26,612,446	291,243,381	210,046	292,183	970,786	-	367,980,963
Additions	-	36,921	457,298	9,730	-	23,700	-	527,649
At 31 December 2023	48,652,121	26,649,367	291,700,679	219,776	292,183	994,486	-	368,508,612
Accumulated depreciation								
At 1 January 2023	15,836,716	8,765,264	93,708,314	196,447	277,561	388,532	-	119,172,834
Charge for the year	1,469,316	823,503	8,762,619	5,305	10,671	147,765	-	11,219,179
At 31 December 2023	17,306,032	9,588,767	102,470,933	201,752	288,232	536,297	-	130,392,013
Carrying amount								
At 31 December 2023	31,346,089	17,060,600	189,229,746	18,024	3,951	458,189	-	238,116,599

	Buildings RO	Roads and pipelines RO	Plant and machinery RO	Office equipment RO	Motor vehicles RO	Computer equipment RO	Capital work in progress RO	Total RO
Cost								
At 1 January 2022	48,652,121	26,606,198	290,727,648	205,255	321,056	368,469	643,109	367,523,856
Additions	-	6,248	603,733	4,791	-	17,044	-	631,816
Transfers during the year	-	-	-	-	-	643,109	(643,109)	-
Disposal during the year	-	-	(88,000)	-	(28,873)	(57,836)	-	(174,709)
At 31 December 2022	48,652,121	26,612,446	291,243,381	210,046	292,183	970,786	-	367,980,963
Accumulated depreciation								
At 1 January 2022	14,367,400	7,942,006	84,958,669	192,081	291,489	337,283	-	108,088,928
Charge for the year	1,469,316	823,258	8,797,117	4,366	14,945	109,085	-	11,218,087
Depreciation on disposals	-	-	(47,472)	-	(28,873)	(57,836)	-	(134,181)
At 31 December 2022	15,836,716	8,765,264	93,708,314	196,447	277,561	388,532	-	119,172,834
Carrying amount								
At 31 December 2022	32,815,405	17,847,182	197,535,067	13,599	14,622	582,254	-	248,808,129

The property, plant and equipment are subject to operating lease arrangement with OPWP as mentioned in note 2.2(a) of these financial statements.

(a) Leased land

Land on which the plant is constructed has been leased by the Government of Sultanate of Oman to the Company for a period of 25 years expiring on 23 November 2034 under the term of the Usufruct Agreement, which can be extended for an additional 25 years. Lease rental for the initial term of 25 years has already been paid in advance (note 9).

(b) Security

The Company's property, plant and equipment are pledged as security against the term loans (note 20).

NOTES TO THE FINANCIAL STATEMENTS FOR THE YEAR ENDED 31 DECEMBER 2023

8 Property, plant and equipment *(continued)*

(c) *The depreciation charge has been allocated as set out below:*

	2023	2022
	RO	RO
Cost of sales (note 4)	11,188,433	11,190,270
Administrative expenses (note 5)	30,746	27,817
	11,219,179	11,218,087

9 Right of use assets

	2023	2022
	Land	Land
	RO	RO
Cost		
At 1 January	832,028	832,028
Revision in estimate of site restoration cost	(18,879)	-
At 31 December	813,149	832,028
Accumulated depreciation		
At 1 January	184,479	157,496
Charge for the year	26,981	26,983
At 31 December	211,460	184,479
Carrying amount at 31 December	601,689	647,549

The above carrying amount includes asset retirement obligation amounting to RO 245,650 (2022: 276,031).

10 Intangible assets

Intangible assets mainly consist of the ERP software and DuPont STOP program.

	2023	2022
	RO	RO
At 1 January	173,937	173,937
Accumulated amortisation		
At 1 January	(173,762)	(170,972)
Charge for the year (note 5)	(175)	(2,790)
	(173,937)	(173,762)
Carrying amount	-	175

NOTES TO THE FINANCIAL STATEMENTS FOR THE YEAR ENDED 31 DECEMBER 2023

11 Hedging reserve

	2023 RO	2022 RO
Interest rate swaps:		
SMBC Capital Market Limited	40,889	34,938
Standard Chartered Bank	238,227	331,565
KfW-IPEX	39,555	39,026
Hedging instrument at the end of the year	318,671	405,529
Less: Ineffective portion of cashflow hedge	(24,733)	-
Effective portion of cashflow hedge	293,938	405,529
Deferred tax liability [note 18 (c)]	(44,094)	(60,832)
Hedging reserve at the end of the year (net of tax)	249,844	344,697
Less: Hedging reserve at the beginning of the year	(344,697)	(6,419,750)
Effective portion of change in fair value of cash flow hedge for the year	(94,853)	6,764,447
Hedging instrument classification		
Non-current portion of hedging instrument (liability) / asset	(137,837)	29,279
Current portion of hedging instrument asset	456,508	376,250
	318,671	405,529
Change in fair value of outstanding hedging instruments since 1 January	508,180	5,655,837
Change in value of hedged item used to determine hedge effectiveness	(483,447)	(5,655,837)

On 19 November 2009, the Company entered into a Common Terms Agreement ("CTA"), for credit facilities with a consortium of international and local banks with Standard Chartered Bank as the Dollar Commercial Facility Agent, Bank Muscat SAOG as the Rial Commercial Facility Agent and Bank of China, Shan dong Branch as the Sinasure Facility Agent. The Dollar Commercial Facility and the Sinasure Facility bear interest at USD LIBOR plus applicable margins.

On September 27, 2023, the Company amended its Dollar Commercial Facility and Sinasure Facility agreements. Under the amendment, the reference rate for both facilities was switched from LIBOR to the Daily Cumulative Compounded Secured Overnight Financing Rate (SOFR), incorporating the International Swaps and Derivatives Association (ISDA) fallback Credit Adjustment Spread.

In accordance with the CTA, the Company has fixed the rate of interest through Interest Rate Swap Agreements ("IRS") entered into with SMBC Capital Market Limited, KfW IPEX Bank GmbH and Standard Chartered Bank dated 20 November 2009, 23 March 2010 and 8 April 2010 respectively, for 95.32% of its USD loan facility.

The Company does not hedge the entire amount of its loans, therefore the hedged item is identified as a proportion of the outstanding loans up to the notional amount of the swaps.

In July 2017, the United Kingdom Financial Conduct Authority ("FCA"), which regulates the London Interbank Offered Rate ("LIBOR"), announced that 6-month USD Libor would cease after June 2023. In a process of Libor transition to new benchmark, the Company entered into revised IRS Confirmation Agreements on 27 September 2023, by which, the Company changed the reference rate from Libor to Daily Cumulative Compounded Secured Overnight Financing Rate (SOFR) with the adjustment of International Swaps and Derivatives Association (ISDA) fallback Credit Adjustment Spread.

After the transition, the interest rate swaps have similar critical terms as the hedged item, such as reference rate, reset dates, payment dates, maturities and notional amount except Sinasure Covered Facility has slightly different reference rate than the hedging instrument because it does not account for compounding effect. The Company applies hedge accounting and the mismatch between the hedging instrument and the hedged item is charged to profit or loss.

The corresponding hedged notional amount outstanding as of 31 December 2023 is approximately RO 47 million (USD 122 million) and approximately RO 12 million (USD 32 million), at a fixed interest rate of 4.345% (31 December 2022 - 4.345%) and 3.8% (31 December 2022 - 3.8%) per annum respectively.

NOTES TO THE FINANCIAL STATEMENTS FOR THE YEAR ENDED 31 DECEMBER 2023

12 Inventories

	2023	2022
	RO	RO
Fuel inventories	1,289,659	1,226,146
Spare parts and consumables	4,505,897	4,293,135
	<u>5,795,556</u>	<u>5,519,281</u>

13 Trade and other receivables

	2023	2022
	RO	RO
Trade receivable (note 13.1)	6,623,652	6,155,612
Advances to vendors	1,416,399	1,370,973
Other receivable	1,074,626	876,585
Prepayments	503	503
	<u>9,115,180</u>	<u>8,403,673</u>

The Company has one customer (OPWP) which accounts for the trade receivables balance as at 31 December 2023 (31 December 2022 - one customer).

13.1 Trade receivable

	2023	2022
	RO	RO
Gross trade receivable	6,647,587	6,179,547
Allowance for impairment	(23,935)	(23,935)
	<u>6,623,652</u>	<u>6,155,612</u>

The ageing of trade receivables at the reporting date disclosed in note 24 (b).

14 Cash and cash equivalents

	2023	2022
	RO	RO
Cash in hand	727	227
Cash at bank	1,325,772	7,250,596
Cash and cash equivalents	<u>1,326,499</u>	<u>7,250,823</u>
Fixed term deposits (3 to 6 months) and DSRA	17,615,780	17,333,540
Bank deposits	<u>17,615,780</u>	<u>17,333,540</u>

Debt Service Reserve Account (DSRA) (Restricted cash)

As at 31 December 2023, the Company has placed funds in the bank accounts to meet the Debt Service Reserve Account (DSRA) minimum required balance of RO 12,219,107 (31 December 2022: RO 14,255,943) [note 20].

NOTES TO THE FINANCIAL STATEMENTS FOR THE YEAR ENDED 31 DECEMBER 2023

14 Cash and cash equivalents (continued)

Fixed term deposits

The fixed term deposits RO 17,615,780 (31 December 2022: RO 17,333,540) have a weighted average interest rate of 5.34% per annum (31 December 2022: 3.77% per annum).

14.1 Reconciliation of liabilities arising from financing activities

	1 January 2023 RO	Cash flows RO	Non-cash items		31 December 2023 RO
			Interest Cost RO	Deferred finance cost RO	
Long term loans (notes 7 and 20)	101,085,495	(27,159,193)	-	378,412	74,304,714
Long term lease liabilities (notes 7 and 22)	557,568	-	36,252	-	593,820

	1 January 2022 RO	Cash flows RO	Non-cash items		31 December 2022 RO
			Interest Cost RO	Deferred finance cost RO	
Long term loans (notes 7 and 20)	127,325,688	(26,735,714)	-	495,521	101,085,495
Long term lease liabilities (notes 7 and 22)	523,572	-	33,996	-	557,568

15 Equity

(a) Share capital

The Company's registered capital (issued and fully paid) amount to RO 95,457,195 comprising of 954,571,950 shares at nominal value of 100 Baiza each (2022: 954,571,950 of 100 Baiza each).

The holders of ordinary shares are entitled to receive dividends as declared from time to time and are entitled to one vote per share at meetings of the Company. All shares rank equally with regard to the Company's residual assets.

The details of Shareholders are as follows:

31 December 2023			
	Nationality	Number of shares held of nominal value 100 baiza each	% of total
SOFIH	British Virgin Island	381,828,780	40.00%
IPWC	Oman	125,431,511	13.14%
Public	Various	447,311,659	46.86%
		954,571,950	100.00%

31 December 2022			
	Nationality	Number of shares held of nominal value 100 baiza each	% of total
SOFIH	British Virgin Island	381,828,780	40.00%
IPWC	Oman	125,431,511	13.14%
Public	Various	447,311,659	46.86%
		954,571,950	100.00%

NOTES TO THE FINANCIAL STATEMENTS FOR THE YEAR ENDED 31 DECEMBER 2023

15 Equity (continued)

(b) Legal reserve

Article 132 of the Oman Commercial Companies Law of 2019 requires that 10% of a Company's net profit be transferred to a non-distributable legal reserve until the amount of legal reserve becomes equal to at least one-third of the company's issued share capital. This reserve is not available for distribution to shareholders.

(c) Hedging reserve

Hedging reserve comprises the effective portion of the cumulative net change in the fair value of cash flow hedging instruments related to hedged transactions that have not yet occurred (note 11).

16 Trade and other payables

	2023	2022
	RO	RO
Accrued expenses and other payable	2,840,363	2,489,568
Due to related parties (note 19)	1,560,880	2,203,568
Interest payable	1,476,173	1,874,205
Trade payable	143,684	1,678,311
VAT payable	788,940	756,399
	<u>6,810,040</u>	<u>9,002,051</u>

17 Short term borrowings

The Company has entered into working capital facility agreement with Bank Muscat on 26 February 2013, last amended on 28 December 2023. The working capital facility ("the Facility") limit is RO 3.85 million and carry interest rate of maximum 4.25% per annum. The balance outstanding as of 31 December 2023 is Nil (31 December 2022: Nil). The security against the facility is as per Common Terms Agreement and mentioned in note 20 of the financial statements.

18 Income tax

The Company is liable for income tax, in accordance with the income tax laws of Sultanate of Oman, at the rate of 15% of taxable income.

A deferred tax asset charge of RO 16,738 (31 December 2022: charge of RO 1,193,729 has been recognised directly in equity in respect of the changes in fair values of interest rate swaps (note 11).

	2023	2022
	RO	RO
Recognised in profit or loss		
Current tax for the year	3,783,891	3,266,717
Deferred tax expense for the year	(153,165)	203,560
	<u>3,630,726</u>	<u>3,470,277</u>

NOTES TO THE FINANCIAL STATEMENTS FOR THE YEAR ENDED 31 DECEMBER 2023

18 Income tax (continued)

(b) Reconciliation

The following is the tax reconciliation of income taxes calculated at the applicable tax rate with the income tax expenses.

	2023	2022
	RO	RO
Profit before tax	24,156,896	23,090,941
Income tax as per rates mentioned above	(3,623,534)	(3,463,641)
Expenses not deductible for tax	(7,192)	(6,636)
Income tax expense for the year	(3,630,726)	(3,470,277)

(c) Deferred tax asset / (liability)

	At 1 January	Recognised during the year	At 31 December
	RO	RO	RO
As at December 2023			
Charged to profit or loss			
Property, plant and equipment	(25,018,919)	169,588	(24,849,331)
Asset retirement obligation	75,616	9,308	84,924
Lease liability	18,619	5,438	24,057
Right of use asset	9,289	2,321	11,610
Fair value of cash flow hedge (in-effective portion)	-	(3,710)	(3,710)
Deferred revenue	161,832	(29,780)	132,052
	(24,753,563)	153,165	(24,600,398)
Deferred tax recognised in other comprehensive income			
Derivative financial instruments	(60,832)	16,738	(44,094)
Deferred tax liability (net)	24,814,395	169,903	24,644,492

	At 1 January	Recognised during the year	At 31 December
	RO	RO	RO
As at December 2022			
Charged to profit or loss			
Property, plant and equipment	(24,637,259)	(381,660)	(25,018,919)
Asset retirement obligation	66,770	8,846	75,616
Lease liability	13,519	5,100	18,619
Right of use asset	6,967	2,322	9,289
Deferred revenue	-	161,832	161,832
	(24,550,003)	(203,560)	(24,753,563)
Deferred tax recognised in other comprehensive income			
Derivative financial instruments	1,132,897	(1,193,729)	(60,832)
Deferred tax liability (net)	(23,417,106)	(1,397,289)	(24,814,395)

NOTES TO THE FINANCIAL STATEMENTS FOR THE YEAR ENDED 31 DECEMBER 2023

18 Income tax (continued)

(d) The movement in the current tax liability for the year comprise of:

	2023	2022
	RO	RO
At 1 January	3,272,238	2,577,196
Charge for the year	3,783,891	3,266,717
Paid during the year	(3,261,343)	(2,571,675)
	<u>3,794,786</u>	<u>3,272,238</u>

(e) Status of prior year returns

The Company's assessment for the tax years 2020 to 2022 have not yet been finalised with the Secretariat General for Taxation at the Ministry of Finance. Management of the Company believe that additional taxes, if any in respect of open tax years, would not be significant to the Company's financial position as at 31 December 2023.

19 Related party transactions

The Company maintains balances with the related parties which arise in the normal course of business from the commercial transactions on mutually agreed terms. Outstanding balances at the reporting year end are unsecured and settlement occurs in cash.

No expenses have been recognised during the year for bad or doubtful debts in respect of amounts owed by related parties 31 December 2023: Nil (31 December 2022: Nil).

Sembcorp Oman First Investment Holding Co Ltd is the shareholder with significant influence; whereas Sembcorp Salalah O&M Services Company LLC (SSOM) and Sembcorp Industries Limited (SIL) are affiliates.

The Company had the following significant transactions with related parties during the year:

	2023	2022
	RO	RO
Sembcorp Industries Limited (SIL)		
- Reimbursement of expenses	63	343
Sembcorp Salalah O&M Services Company LLC (SSOM)		
- Operation and maintenance cost	8,116,083	7,489,451
- *Incentive payment	<u>406,225</u>	<u>479,723</u>

Incentive payments reward the O&M company for exceeding contractually obligated efficiency targets in fuel, power, water, and budget.

Due to related parties at the year end comprised:

	2023	2022
	RO	RO
SSOM	1,560,880	2,203,543
SIL	-	25
	<u>1,560,880</u>	<u>2,203,568</u>

NOTES TO THE FINANCIAL STATEMENTS FOR THE YEAR ENDED 31 DECEMBER 2023

19 Related party transactions (continued)

Key management benefits

Key management personnel are those persons having authority and responsibility for planning, directing and controlling the activities of the Company, directly or indirectly, including any director (whether executive or otherwise). Total compensation accrued to key management personnel for the year is as follows:

	2023	2022
	RO	RO
Directors' remuneration	104,455	104,456
Directors' sitting fees	25,750	37,750
Short term employee benefits	517,009	498,734
Social security and gratuity	42,441	26,152
Post employment benefits	2,750	2,381
	692,405	669,473

Compensation of some of the key management personnel has been paid through Sembcorp Salalah O&M Services Co. LLC of RO 344,438 (31 December 2022: RO 316,079).

20 Term loans

	Maturity	2023	2022
		RO	RO
Non-current			
Project financing loan (USD equivalent to RO)	2012-2026	61,912,455	84,396,328
Project financing loan (RO)	2012-2026	12,874,140	17,549,460
		74,786,595	101,945,788
Less: Unamortised transaction cost		(481,881)	(860,293)
		74,304,714	101,085,495
Less: Current portion of term loans		(23,517,264)	(27,780,298)
		50,787,450	73,305,197

On 19 November 2009, the Company entered into a Common Terms Agreement ("CTA"), for credit facilities with a consortium of international and local banks with Standard Chartered Bank as the Dollar Commercial Facility Agent, Bank Muscat SAOG as the Rial Commercial Facility Agent and Bank of China, Shondong Branch as Sinosure Facility Agent, collectively "the Mandated Lead Arranger".

In July 2017, the United Kingdom Financial Conduct Authority ('FCA'), which regulates the London Interbank Offered Rate ('LIBOR'), announced that 6 month USD Libor would cease after June 2023. In a process of LIBOR transition to new benchmark, the Company entered into Amendment Agreement on 27 September 2023, by which, the Company changed the benchmark from LIBOR to SOFR plus ISDA fallback Credit Adjustment Spread.

NOTES TO THE FINANCIAL STATEMENTS FOR THE YEAR ENDED 31 DECEMBER 2023

20 Term loans (continued)

Repayments

The aggregate amount of drawdowns under the above facilities is repayable in full by 29 half yearly instalments commencing from 30 September 2012, with the final instalment being due on 31 March 2026.

Interest

- (i) Interest on USD Commercial facilities is charged at a floating rate of Non-Cumulative Compounded SOFR plus Credit Adjustment Spread plus margin. The Company has entered into an interest rate swap to cap its obligation against unfavorable interest rate changes.

The margins are indicated below:

	Margin (% per annum)
Prior to completion date of July 2012 (as defined in the CTA)	3.00%
Thereafter up to the sixth anniversary of completion date	2.85%
Thereafter up to the tenth anniversary of completion date	3.20%
Thereafter up to the thirteenth anniversary of completion date	3.55%
Thereafter	3.95%

- (ii) Interest on Sinasure Covered (USD) facilities is charged at a floating rate of Daily Simple SOFR rate plus Credit Adjustment Spread (CAS) plus margin (3% p.a.). The Company has entered into an interest rate swap to cap its obligation against unfavourable interest rate changes.

- (iii) Interest under the Rial Commercial Facilities Agreement is charged at a fixed rate, as shown in the table below:

Period	Margin (% per annum)
From financial close March 2010 to the third anniversary of financial close	8.00%
From the third anniversary of financial close to the fifth anniversary of financial close	7.00%
From the fifth anniversary of financial close to the eighth anniversary of financial close	4.25%
From the eighth anniversary of financial close to the twelfth anniversary of financial close	5.75%
From the twelfth anniversary of financial close to the thirteenth anniversary of financial close	5.65%
From the thirteenth anniversary of financial close to the fourteenth anniversary of financial close	5.90%

Securities

The term loans and the debt reserve account facility are secured, under the security documents as a whole, by the following collateral:

- a charge on all project assets through commercial/legal mortgage;
- an assignment of its insurance/reinsurance;
- a security over Company's shares (apart from those held by public);
- a charge over all the project accounts; and
- direct agreements.

Covenants

The term loan facilities contain certain covenants pertaining to, amongst other things, liquidation and merger, entering into material new agreements, negative pledge, disposal of assets, granting of loans and guarantees, acquisition of capital assets, debt service coverage ratio, change of business, hedging agreements, etc, with which the Company is required to comply. The Company is in compliance with the covenants attached with the term loans.

NOTES TO THE FINANCIAL STATEMENTS FOR THE YEAR ENDED 31 DECEMBER 2023

21 Assets retirement obligation ("ARO")

Under the Usufruct Agreement, the Company has a legal obligation to remove the Plant at the end of its useful life and restore the land. The Company shall at its sole cost and expense dismantle, demobilise, safeguard and transport the assets, eliminate soil and ground water contamination, fill all excavation and return the surface to grade of the designated areas.

The fair value of the ARO provision has been calculated using an expected present value technique. This technique reflects assumptions such as costs, plant useful life, inflation and profit margin that third parties would consider to assume the settlement of the obligation. The movement in ARO provision is as follows:

	2023	2022
	RO	RO
At 1 January	780,136	732,664
Unwinding of discount (note 4)	50,556	47,472
Revision in estimate of site restoration cost	(18,879)	-
At 31 December	811,813	780,136

Because of the long term nature of the liability, there is significant uncertainty in estimating the cost that will be incurred. It has been assumed that the site will be restored using technology and material that are currently available. The provision has been calculated using a discount rate of 6.5% (31 December 2022: 6.5%).

22 Long term lease liabilities

The Company recognised lease liabilities in relation to lease of land [notes 1 and 8 (a)]. These liabilities were measured at the present value of the remaining lease payments, discounted using the lessee's incremental borrowing rate 6.5%.

	2023	2022
	RO	RO
Land	593,820	557,568
<i>Amounts recognised in profit and loss</i>		
Amortization expense on right-of-use assets (note 9)	26,981	26,983
Interest expense on lease liabilities (note 7)	36,252	33,996
	60,979	60,979
<i>Amounts recognised in cash flows</i>		
Total cash flow for leases	Nil	Nil

	2023		2022	
	Total minimum lease payments	PV of minimum Lease payment	Total minimum lease payments	PV of minimum Lease payment
	RO	RO	RO	RO
More than 5 years	1,794,832	593,820	1,794,832	557,568

NOTES TO THE FINANCIAL STATEMENTS FOR THE YEAR ENDED 31 DECEMBER 2023

23 Deferred revenue

The Company received contribution from OPWP towards cost of Cyber Security Implementation arising from Material Adverse Change claim. The Company assessed whether each transferred item meets the definition of an asset, and if so, recognises the asset as property, plant and equipment. These contributions are deferred and recognises as other income over the life of the relevant property, plant and equipment.

	2023	2022
	RO	RO
At 1 January	1,078,882	-
Transfer during the year	-	1,382,787
Amortisation during the year (note 6)	(198,534)	(303,905)
At 31 December	880,348	1,078,882

24 Financial risk management

Financial assets are assessed for impairment at each reporting date as disclosed below in credit risk.

The classification of financial assets depends on the purpose for which the financial assets were acquired. Management determines the classification of its financial assets at initial recognition.

The Company has exposure to the following risks from its use of financial instruments:

- Market risk
- Credit risk
- Liquidity risk

This note presents information about the Company's exposure to each of the above risks, the Company's objectives, policies and processes for measuring and managing risk, and the Company's management of capital. Further quantitative disclosures are included throughout these financial statements.

The Board of Directors has overall responsibility for the establishment and oversight of the Company's risk management framework. The Board has entrusted the Management with the responsibility of developing and monitoring the Company's risk management policies and procedures and its compliance with them.

(a) Market risk

Market risk is the risk that changes in market prices, such as foreign exchange rates, interest rates and prices will affect the Company's income or the value of its holdings of financial instruments. The objective of market risk management is to manage and control market risk exposures within acceptable parameters, while optimising the return.

Interest rate risk

At the reporting date, the interest rate profile of the Company's interest-bearing financial assets and liabilities is:

	Interest rate	2023	2022
	%	RO	RO
Financial assets			
Fixed term cash deposit	5.34%	17,615,780	17,333,540
Financial liabilities			
Term loans			
- USD variable rate loans	SOFR + 3%	(34,387,305)	(46,875,258)
- USD variable rate loans	SOFR + 3.55%	(27,525,150)	(37,521,070)
- RO fixed rate loans	5.90%	(12,874,140)	(17,549,460)
		(74,786,595)	(101,945,788)

NOTES TO THE FINANCIAL STATEMENTS FOR THE YEAR ENDED 31 DECEMBER 2023

24 Financial risk management (continued)

(a) Market risk (continued)

Interest rate risk (continued)

Fair value sensitivity analysis for fixed rate instruments

The Company does not account for any fixed rate financial liabilities at fair value through profit or loss and the Company does not designate hedging instruments under a fair value hedge accounting model. Therefore, a change in interest rate at the reporting date would not affect profit or loss.

Cash flow sensitivity analysis for variable rate instruments

A change of 100 basis points in interest rates at the reporting date would have increased/(decreased) equity and income statement by the amounts shown below. This analysis assumes that all other variables, in particular foreign currency rates, remain constant.

	2023		2022	
	100 bps Increase	100 bps Decrease	100 bps Increase	100 bps Decrease
	RO	RO	RO	RO
Interest rate swap	<u>841,250</u>	<u>(841,250)</u>	<u>1,369,470</u>	<u>(1,369,470)</u>

Currency risk

The majority of the transactions and balances are either in RO or USD. As the RO is pegged to the USD, balances in USD are not considered to represent significant currency risk. The Company is not exposed to significant currency risk as at 31 December 2023 (31 December 2022: No significant exposure to currency risk).

(b) Credit risk

Credit risk is the risk of financial loss to the Company if a customer or counterparty to a financial instrument fails to meet its contractual obligations and arises principally from the Company's receivables from customers and cash balances held with banks. Under the terms of the PWPA, the Company's sales are billed wholly to OPWP. The Company manages its credit risk with OPWP by monitoring its credit rating. The Company limits its credit risk with regard to bank deposits by only dealing with reputable banks and financial institutions with strong credit ratings. The carrying amount of financial assets represents the maximum credit exposure.

Impairment of financial assets

The Company has trade receivables from the provision of operation and maintenance services and leasing of assets, which are subject to the expected credit loss model. While fixed term cash deposits, cash and cash equivalents and other receivables are also subject to the impairment requirements of IFRS 9, the identified impairment loss was immaterial.

NOTES TO THE FINANCIAL STATEMENTS FOR THE YEAR ENDED 31 DECEMBER 2023

24 Financial risk management (continued)

(b) Credit risk (continued)

Trade receivables

The Company applies the IFRS 9 simplified approach to measuring expected credit losses which uses a lifetime expected loss allowance for all trade receivables. The company has one customer, and the ECL allowance on receivable from that customer has been computed based on rating grades issued by external rating agency. The ratings by external agency is based on historic default rate and is adjusted for forward-looking macro-economic information (e.g., economic data from industry groups, associations or bodies).

Trade receivables are written off when there is no reasonable expectation of recovery. Indicators that there is no reasonable expectation of recovery include, amongst others, the failure of a debtor to engage in a repayment plan with the Company, and a failure to make contractual payments for a period of greater than 360 days past due.

The trade receivables have been guaranteed by the Government of Sultanate of Oman. The maximum exposure to credit risk at the reporting date, without taking into account collateral or other credit enhancements was:

	2023	2022
	RO	RO
Classified as financial assets measured at amortised cost		
Cash and cash equivalents	1,326,499	7,250,823
Fixed term cash deposits (3 to 6 months)	17,615,780	17,333,540
Trade receivable	6,647,587	6,179,547
Other receivable	1,074,626	876,585
	<u>26,664,492</u>	<u>31,640,495</u>

NOTES TO THE FINANCIAL STATEMENTS FOR THE YEAR ENDED 31 DECEMBER 2023

24 Financial risk management (continued)

(b) Credit risk (continued)

Trade receivables (continued)

The table below shows the balances with banks categorised by short-term credit rating as published by Moody's investor's service at the reporting date. Although one of the bank has been rated as not prime, management does not foresee any default risk.

Bank	Rating	2023	2022
Bank balances		RO	RO
Bank Muscat SAOG	Ba2	1,315,022	7,230,780
Bank of China	Aa3	10,750	19,816
		1,325,772	7,250,596
Fixed term deposits			
Bank Muscat SAOG	Ba2	2,150,000	2,330,000
Bank of China	Aa3	15,465,780	15,003,540
		17,615,780	17,333,540
Trade receivables			
OPWP	Ba1	6,647,587	6,179,547

Age analysis of trade receivables is as follows:

	2023	2022
	RO	RO
Not past dues	6,613,293	6,179,547
Past due 0 to 3 months	34,294	-
Past due 3 to 6 months	-	-
Past due 6 to 12 months	-	-
Gross trade and other receivables	6,647,587	6,179,547
Allowance for impairment	(23,935)	(23,935)
Net trade and other receivables	6,623,652	6,155,612

None of the amounts have been considered as credit impaired.

The closing loss allowances for trade receivables as at 31 December 2023 reconcile to the opening loss allowances as follows:

	2023	2022
	RO	RO
Opening loss allowance as at 1 January calculated under IFRS 9	23,935	33,852
Reversal for the year	-	(9,917)
Closing loss allowance	23,935	23,935

NOTES TO THE FINANCIAL STATEMENTS

FOR THE YEAR ENDED 31 DECEMBER 2023

24 Financial risk management (continued)

(c) Liquidity risk

Liquidity risk is the risk that the Company will not be able to meet its financial obligations as they fall due. The Company's approach to managing liquidity is to ensure, as far as possible, that it will always have sufficient liquidity to meet its liabilities when due, under both normal and stressed conditions, without incurring unacceptable losses or risking damage to the Company's reputation.

The Company limits its liquidity risk by ensuring bank facilities and shareholders' advances are available, where required. Liquidity requirements are monitored on a monthly basis and management ensures that sufficient liquid funds are available to meet any commitments as they arise.

The following are the contractual maturities of financial liabilities, including interest payments and excluding the impact of netting agreements.

	Cash flows				
	Carrying Amount	Contractual cash flow	Less than 1 year	More than 1 to 5 years	More than 5 years
	RO	RO	RO	RO	RO
31 December 2023					
Non-derivative financial liabilities					
Term loans	74,304,714	(83,430,499)	(27,654,175)	(55,776,324)	-
Trade and other payables	6,810,040	(6,810,040)	(6,810,040)	-	-
Long term lease liabilities	593,820	(1,794,832)	-	-	(1,794,832)
	<u>81,708,574</u>	<u>(92,035,371)</u>	<u>(34,464,215)</u>	<u>(55,776,324)</u>	<u>(1,794,832)</u>
31 December 2022					
Non-derivative financial liabilities					
Term loan	101,085,495	(116,934,430)	(32,539,506)	(84,394,924)	-
Trade and other payables	9,002,051	(9,002,051)	(9,002,051)	-	-
Long term lease liabilities	557,568	(1,794,832)	-	-	(1,794,832)
	<u>110,645,114</u>	<u>(127,731,313)</u>	<u>(41,541,557)</u>	<u>(84,394,924)</u>	<u>(1,794,832)</u>

It is not expected that the cash flows included in the maturity analysis could occur significantly earlier, or at a significantly different amount.

NOTES TO THE FINANCIAL STATEMENTS FOR THE YEAR ENDED 31 DECEMBER 2023

24 Financial risk management (continued)

(c) Liquidity risk (continued)

Embedded derivatives

The following agreements contain embedded derivatives:

- (i) The PWPA between the Company and OPWP contains embedded derivatives in pricing the fixed operation and maintenance charge and variable operation and maintenance charge rate for the power facility as well as the desalination facility. Fixed percentages of the fixed operation and maintenance charge rate and variable operation and maintenance charge rate for both facilities get adjusted to reflect changes in the US Consumer price index and the Omani Consumer price index.
- (ii) The NGSA between the Company and MOG contains embedded derivatives in gas price for provision of natural gas to the plant. The gas price gets adjusted to reflect changes in US Consumer price index.
- (iii) The LTSA between the Company and GEIL contains embedded derivatives in pricing the fixed monthly fee and variable monthly fee for provision of long term maintenance services. Fixed percentage of the fixed monthly fee and variable monthly fee gets adjusted to reflect changes in US labour and material price index.

These embedded derivatives are not separated from the host contract, as the management believes that the economic characteristics and risk associated with the embedded derivatives are closely related to those of the host contract.

Capital management

The Company's objectives when managing capital are to safeguard the entity's ability to continue as a going concern, so that it can continue to provide returns to members and benefits to other stakeholders, and to provide an adequate return to members by pricing products and services commensurately with the level of risk.

The Company sets the amount of capital in proportion to risk. The Company manages the capital structure and makes adjustments to it in the light of changes in economic conditions and the risk characteristics of the underlying assets. In order to maintain or adjust the capital structure, the Company may adjust the amount of dividends paid to members, return capital to shareholders, and issue new shares, or sell assets to reduce debt.

Consistent with others in the industry, the Company monitors capital on the basis of the gearing ratio (debt to equity)

	2023	2022
	RO	RO
Debt (Long-term loan)	74,304,714	101,085,495
Equity (Shareholders' funds excluding hedging reserve)	160,800,117	147,433,237
Debt to equity ratio (times)	0.46	0.68

Fair value of financial instruments

The management believes that the fair value of the financial assets and liabilities are not significantly different from their carrying amounts as shown in the financial statements at the reporting date.

When measuring the fair value of an asset or a liability, the Company uses observable market data as far as possible. Fair values are categorised into different levels in a fair value hierarchy based on the inputs used in the valuation techniques as follows.

- Level 1 fair value measurements are those derived from quoted prices (unadjusted) in active markets for identical assets or liabilities.
- Level 2 fair value measurements are those derived from inputs other than quoted prices included within Level 1 that are observable for the asset or liability, either directly (i.e. as prices) or indirectly (i.e. derived from prices).
- Level 3 fair value measurements are those derived from valuation techniques that include inputs for the asset or liability that are not based on observable market data (unobservable inputs).

24 Financial risk management (continued)

	Carrying amount			Fair value	
	Fair value - hedging instrument	Financial assets at amortised cost	Other financial liabilities	Total	Level 2
31 December 2023	RO	RO	RO	RO	RO
Financial assets measured at fair value					
Derivative instrument	318,671	-	-	318,671	318,671
Financial assets not measured at fair value					
Trade and other receivables	-	7,698,278	-	7,698,278	-
Cash and cash equivalents	-	1,326,499	-	1,326,499	-
Bank deposits	-	17,615,780	-	17,615,780	-
	-	26,640,557	-	26,640,557	-
Financial liabilities not measured at fair value					
Term loan	-	-	(74,304,714)	(74,304,714)	-
Trade and other payables	-	-	(6,810,040)	(6,810,040)	-
	-	-	(81,114,754)	(81,114,754)	-



NOTES TO THE FINANCIAL STATEMENTS FOR THE YEAR ENDED 31 DECEMBER 2023

24 Financial risk management (continued)

Fair value of financial instruments (continued)

The following tables show the valuation techniques used in measuring Level 2 fair values for financial instruments in the statement of financial position, as well as the significant unobservable inputs used.

Type	Valuation technique
Interest rate swaps	The fair value is calculated as the present value of the estimated future cash flows. Estimates of future floating-rate cash flows are based on quoted swap rates, futures prices and interbank borrowing rates. Estimated cash flows are discounted using a yield curve constructed from similar sources and which reflects the relevant benchmark interbank rate used by market participants for this purpose when pricing interest rate swaps.

The fair value and carrying value of financial assets is same as these are expected to mature within ninety days or less.

25 Commitments

(a) Performance guarantees

	2023 RO	2022 RO
Performance guarantees	<u>1,540,800</u>	<u>1,540,800</u>

The Company has taken bank guarantees from Bank Muscat for the amount of USD 4,000,000 and provided to Oman Electricity Transmission Company SAOG under the electrical connection agreement.

(b) Operation and maintenance commitment

As per O&M Agreement, SSOMC operates and maintains the Company's plant at Salalah until 24 May 2027. Under O&M agreement, the Company has to pay the fixed operating fee:

All fees are subject to 3% indexation. The minimum future payments under the O&M agreement (excluding indexation) are as follow:

	2023 RO	2022 RO
Due:		
Not later than one year	770,400	770,400
Later than one year but not later than five years	1,848,960	2,619,360
Later than five years	-	-
	<u>2,619,360</u>	<u>3,389,760</u>

(c) Capital Commitment

Total capital commitment as at 31 December 2023 are in the amount of 258,270 (31 December 2022: RO 143,088).

NOTES TO THE FINANCIAL STATEMENTS FOR THE YEAR ENDED 31 DECEMBER 2023

26 Basic and diluted earnings per share

Basic earnings per share are calculated by dividing the profit for the year by the weighted average number of shares outstanding during the year as follows:

	2023	2022
	RO	RO
Profit for the year (RO)	20,526,170	19,620,664
Weighted average number of shares outstanding during the year	954,571,950	954,571,950
Earnings per share - Basic and diluted (RO)	0.0215	0.0206

Since the Company has no potentially dilutive instruments, the basic and dilutive earnings per share are same.

27 Net assets per share

Net assets per share are calculated by dividing the shareholders' funds by the number of shares at the end of the reporting year. Net assets per share is not a defined performance measure in IFRS standards.

	2023	2022
Net assets - (RO)	161,049,961	147,777,934
Number of shares at the end of the year	954,571,950	954,571,950
Net assets per share (RO)	0.169	0.155

28 Investors' Trust Fund

Record of Investors Trust Fund indicates that the amount of RO 10,479 (31 December 2022: RO 45,500) have not been claimed from the Company by the shareholders as at 31 December 2023.

29 Segmental reporting

The Company has only one segment in accordance with IFRS 8. Segment information is, accordingly, presented in respect of the Company's business segments. The primary format, business segments, is based on the Company's management and internal reporting structure. The requirements of IFRS 8, paragraphs 31 to 34 relating the entity wide disclosures have been covered under statements of financial position, profit and loss and other comprehensive income and also in notes 3 to these financial statements.

NOTES TO THE FINANCIAL STATEMENTS FOR THE YEAR ENDED 31 DECEMBER 2023

30 Operating lease agreement for which the Company acts as a lessor

The Company has entered into a PWPA with OPWP for a substantial element of the production of power and water with 100% 'take-or-pay' clauses in favour of the company.

Management has determined that the take-or-pay arrangements with OPWP under PWPA are covered by IFRS 16 'Leases' as such arrangements convey the right to use the assets to OPWP. Management further determined that such arrangement in substance represents an operating lease under IFRS 16 Leases [note 2.2 (a)]. The lease commenced on 25 May 2012. The following is the total of future minimum lease receipts expected to be received under PWPA:

	2023	2022
	RO	RO
Due:		
Not later than 1 year	43,257,954	43,142,996
Not later than 2 years	43,142,996	43,257,954
Not later than 3 years	43,142,996	43,142,996
Not later than 4 years	10,346,227	43,142,996
Not later than 5 years	-	10,346,227
	<u>139,890,173</u>	<u>183,033,169</u>

31 Dividend

On 7 February 2024, the Board of Directors proposed a cash dividend of Baizas 2.5 per share to the shareholder who are registered with MCD on 1 April 2024.

On 25 October 2023, Board of Directors approved to distribute cash dividend of Baizas 7.5 per share to the Shareholders who are registered with MCD on 1 November 2023.

On 26 October 2022, Board of Directors approved to distribute cash dividend of Baizas 6 per share to the Shareholders who are registered with MCD on 1 November 2022.